

DEPARTMENT OF THE ARMY TECHNICAL MANUAL

---

ORGANIZATIONAL MAINTENANCE REPAIR

PARTS AND SPECIAL TOOLS LISTS

COMPRESSOR, ROTARY: AIR, SKID MOUNTED;  
GASOLINE DRIVEN; 125 CFM; 100 PSI  
(INGERSOLL-RAND MODEL GER-125)

SERIAL NUMBERS

125CR22346 THRU 125CR22545  
AND  
125CR24901 THRU 125CR25400

FSN 4310-818-9824

---

HEADQUARTERS, DEPARTMENT OF THE ARMY  
FEBRUARY 1969

**ORGANIZATIONAL MAINTENANCE REPAIR PARTS AND SPECIAL TOOLS LISTS**

**COMPRESSOR, ROTARY: AIR, SKID MOUNTED; GASOLINE**

**DRIVEN; 125 CFM; 100 PSI**

**(INGERSOLL-RAND MODEL GER-125)**

**SERIAL NUMBERS**

**125CR22346 THRU 125CR22545**

**AND**

**125CR24901 THRU 125CR25400**

**FSN 4310-818-9824**

**Current as of 20 January 1969**

		Paragraph	Page
SECTION	I.	INTRODUCTION	
		Scope .....	1 iii
		General .....	2 iii
		Explanation of columns .....	3 iii
		Special information .....	4 iv
		How to locate repair parts.....	5 v
		Abbreviations.....	6 v
		Federal supply codes for manufacturers .....	7 v
		Recommendations for maintenance manual improvements .....	8 v
	II.	PRESCRIBED LOAD ALLOWANCE .....	vii
	III.	SPECIAL TOOLS, TEST AND SUPPORT EQUIPMENT FOR ORGANIZATIONAL MAINTENANCE NOT APPLICABLE.	
	IV.	REPAIR PARTS FOR ORGANIZATIONAL MAINTENANCE .....	1
Group	01.	Engine	
		0100 Engine assembly .....	2
		0101 Cylinder head .....	2
		0103 Flywheel assembly.....	2
		0105 Valves, camshafts, and timing system.....	2
		0106 Engine lubrication system.....	3
		0108 Manifolds.....	7
	03.	Fuel System	
		0301 Carburetor .....	8
		0302 Fuel pump .....	9
		0304 Air cleaner.....	9
		0306 Tanks, lines, fittings .....	12
		0308 Engine speed governor .....	15
		0309 Fuel filters .....	16
		0312 Accelerator, throttle or choke controls .....	17

\*This manual supersedes TM 5-4310-221-20P, 11 July 1963 and C1, 27 January 1965.

	Page
Group 04. Exhaust System	
0401 Muffler and pipes .....	17
05. Cooling System	
0501 Radiator .....	17
0502 Shroud .....	19
0503 Water manifold, headers, thermostats and housing gasket .....	20
0504 Water pump.....	22
0505 Fan assembly .....	23
06. Electrical System	
0601 Generator.....	24
0602 Generator regulator.....	26
0603 Starter.....	27
0605 Ignition components.....	29
0606 Engine safety controls.....	32
0607 Instrument or engine control panel .....	34
0608 Miscellaneous items.....	37
0612 Batteries.....	37
0615 Radio interference suppression.....	39
15. Frame	
1501 Frame assembly .....	39
18. Body, Cab, Hood and Hull	
1801 Body, cab, hood hull assemblies .....	40
1808 Stowage racks, boxes .....	43
22. Body Chassis or Hull, and Accessory Items	
2210 Data plates .....	44
47. Gages and Measuring Devices	
4701 Instruments (speed and distance) .....	45
4702 Gages, mountings, lines and fittings .....	46
50. Pneumatic Equipment	
5000 Air compressor assembly .....	48
5006 Lubrication system.....	49
5008 Air intake.....	51
5009 Unloader system components.....	52
5012 Throttling devices.....	60
5014 Air receiver .....	62
5015 Air discharge system.....	62
76. Fire Fighting Equipment	
7603 Fire extinguishers .....	63
95. General Use Standardized Parts	
9501 Bulk material.....	64
99. PARTS PECULIAR	
9901 Multi-listed parts .....	64
SECTION V. FEDERAL STOCK NUMBER AND REFERENCE NUMBER INDEX.....	105

**SECTION I**  
**INTRODUCTION**

**1. Scope**

This manual lists repair parts, and special tools required for the performance of organizational maintenance of the air compressor.

**2. General**

a. The Repair Parts List is arranged as follows:

(1) Individual parts and major assemblies are listed alphabetically by item name within the numbered functional groups.

(2) Assembly components and subassemblies are indented and listed alphabetically by item name under major assemblies.

b. This Repair Parts and Special Tools List is divided into the following sections:

(1) *Prescribed Load Allowance (PLA) - Section II.* A consolidated listing of repair parts quantitatively allocated for initial stockage at the organizational level. *This is a mandatory stockage allowance.*

(2) *Special Tools, Test and Support Equipment-Section III.* A list of special tools, test and support equipment authorized for the performance of maintenance at the organizational level.

(3) *Repair Parts-Section IV.* A list of repair parts authorized for the performance of maintenance at the organizational level.

(4) *Federal Stock Number and Reference Number Index-Section V.* A list of Federal stock numbers followed by reference numbers in ascending alpha-numeric sequence, cross-referenced to index number.

**3. Explanation of Columns**

The following provides an explanation of columns in the tabular lists in Sections II, III, and IV:

a. *Source, Maintenance and Recoverability Codes (SMR).*

(1) Source Code, indicates the selection status and source for the listed item. Source codes are:

<i>Code</i>	<i>Explanation</i>
P	Applied to repair parts which are stocked in or supplied from DSA/GSA or Army supply system, and authorized for use at indicated maintenance categories.
M	Applied to repair parts which are not procured or stocked but are to be manufactured at indicated maintenance categories.
A	Applied to assemblies which are not procured or stocked as such but are made up of two or more units, each of which carry individual stock numbers and descriptions and are procured and stocked and can be assembled by units at indicated maintenance categories.
X	Applied to parts and assemblies which are not procured or stocked, the mortality of which is normally below that of the applicable end item, and the failure of which should result in retirement of the end item from the supply system.
X1	Applied to repair parts which are not procured or stocked, the requirement for which will be supplied by use of the next higher assembly or components.
X2	Applied to repair parts which are not stocked. The indicated maintenance category requiring such repair parts will attempt to obtain them through cannibalization; if not obtainable through cannibalization, such repair parts will be requisitioned with supporting justification through normal supply channels.
C	Applied to repair parts authorized for local procurements. If not obtainable from local procurement, such repair parts will be requisitioned through normal supply channels with a supporting statement of nonavailability from local procurement.
G	Applied to major assemblies that are procured with PEMA (Procurement Equipment Missile Army) funds for initial issue only to be used as exchange assemblies at DSU and GSU maintenance level. These assemblies will not be stocked above DSU and GSU or returned to depot supply level.

**Note**

**Source code is not shown on common hardware items known to be readily available in Army supply channels and through local procurement.**

(2) Maintenance Code, indicates the lowest category of maintenance authorized to install the listed item. The maintenance level code is:

Code	Explanation
O.....	Organizational Maintenance

(3) Recoverability Code, indicates whether unserviceable items should be returned for recovery or salvage. Items not coded are expendable. Recoverability codes are:

Code	Explanation
R	Applied to repair parts and assemblies which are economically repairable at DSU and GSU activities and normally are furnished by supply on an exchange basis.
T	Applied to high dollar value recoverable repair parts which are subject to special handling and are issued on an exchange basis. Such repair parts normally are repaired or overhauled at depot maintenance activities.
U	Applied to repair parts specifically selected for salvage by reclamation units because of precious metal content, critical materials, high dollar value reusable casings or castings.

(4) This column also lists, below the SMR code, an index number for each item in ascending numerical sequence, which is used to locate items in the publication when the Federal stock number and/or reference number is known.

b. *Federal Stock Number.* This column indicates the Federal stock number for the item.

c. *Description.* This column indicates the Federal item name and any additional description of the item required. A part number or other reference number is followed by the applicable five-digit Federal supply code manufactures in parentheses. Material required for manufacturer or fabrication is identified.

d. *Unit of Issue.* This column indicates the unit used as a basis for issue, e.g., ea, pr, ft, yd, etc.

e. *Quantity Incorporated in Unit Pack.* This column indicates the actual quantity contained in the unit pack.

f. *Quantity Incorporated in Unit.* This column indicates the quantity of the item used in the functional group.

g. *Fifteen-Day Organizational Maintenance Allowance, Column (4) of Section II and Column (7) of Section III and IV.*

(1) The allowance columns are divided into four subcolumns. Indicated in each subcolumn is the quantity of items authorized for the number of equipments supported. Items authorized for use as required but not for initial stockage are identified with an asterisk in the allowance column.

(2) The quantitative allowances for organizational level of maintenance represents one initial prescribed load for a 15-day period for the number of equipments supported. Units and organizations authorized additional prescribed loads will multiply the number of prescribed loads authorized by the quantity of repair parts reflected in the appropriate density column applicable to the number of items supported to obtain the total quantity of repair parts authorized.

(3) Organizational units providing maintenance for more than 100 of these equipments shall determine the total quantity of parts required by converting the equipment quantity to a decimal factor by placing a decimal point before the next to last digit of the number to indicate hundredths, and multiplying the decimal factor by the parts quantity authorized in the 51-100 allowance column. Example, authorized allowance for 51-100 equipments is 40; for 150 equipments multiply 40 by 1.50 or 60 parts required.

(4) Subsequent changes to allowances will be limited as follows: No change in the range of items is authorized. If additional items are considered necessary, recommendation should be forwarded to U.S. Army Mobility Equipment Command for exception or revision to the allowance list. Revisions to the range of items authorized will be made by this Command based upon engineering experience, demand data, or TAERS information.

h. *Illustration, Column (8).* This column is divided as follows:

(1) *Figure Number Column (8) (a).* Indicates the figure number of the illustration in which the item is shown.

(2) *Item Number, Column (8) (b).* Indicates the callout number used to reference the item in the illustration.

#### 4. Special Information

a. Identifications of the usable on codes included in column 2 of Section II and column 3 of Sections III and IV of this publication are:

Code	Used on
A	Serial number range 125CR22346 thru 125CR22545
B	Serial number range 125CR24901 thru 125CR25400

Repair parts not symbolized are applicable to all serial number ranges covered in this manual.

b. Repair parts mortality has been based on 2,000 hours of operation per year.

c. Parts which require manufacture or assembly at a category higher than that authorized for

installation will indicate in the source column the higher category.

d. The following publications pertain to the lubricating and servicing unit and its components:

TM 5-4310-221-15	Operator, Organizational, Field and Depot Maintenance Manual.
TM 5-4310-221-35P	Direct and General Support and Depot Maintenance Repair Parts and Special Tool Lists.
LO 5-4310-221-15	Lubrication.

**5. How to Locate Repair Parts**

a. When Federal stock number or reference number is unknown:

(1) *First.* Using the table of contents, determine the functional group within which the repair part belongs.

(2) *Second.* Find the illustration covering the functional group to which the repair part belongs.

(3) *Third.* Identify the repair part on the illustration, and note the illustration figure and item number on the repair part.

(4) *Fourth.* Using the Repair Parts Listing, find the functional group to which the repair part belongs and locate the illustration figure and item number noted on the illustration.

b. When Federal stock number or reference number is known:

(1) *First.* Using the Index of Federal Stock Numbers and Reference Numbers, find the pertinent Federal Stock Number or Reference Number. This index is in ascending alpha-numeric sequence cross-referenced to an index number.

(2) *Second.* Using the Repair Part Listing, find the index number referenced in the Index of Federal Stock Numbers and Reference Numbers.

**6. Abbreviations**

bf.....	Board Foot (feet)
ea.....	each
ft.....	foot (feet)
gal.....	gallon(s)
grp.....	group
in.....	inch (es)
lg.....	long (length)
lh.....	left hand
mtg.....	mounting
No.....	Number
rh.....	right hand

thk.....	thick(ness)
w.....	width
w/.....	with
yd.....	yard (s)

**7. Federal Supply Codes for Manufacturers**

Code	Manufacturer
00000	Ordnance Corps
00736	Air-maze Division of Rockwell Standard Corp
01001	Magnetic Drain Plug Co.
03479	Murphy, Frank W. Mfg, Inc
05657	Corbin Hose Clamp Division of Emhart Corp
09033	Slick Electro, Inc.
11583	Champion Spark Plug Co.
13445	Cole-Hersee Co.
14351	Continental Motors Corp
15472	Cund Engineering Corp
15605	Cutler-Hammer, Inc
16764	Delco-Remy Division of General Motors Corp
18265	Donaldson Co. Inc
24617	General Motors Corp
30760	Ingersoll-Rand Co
51240	American-Standard Controls Division of American Radiator and Standard Sanitary Corp Rochester Instrument Plant
57733	Stewart-Warner Corp
59730	Thomas and Betts Co.
70040	AC Spark Plug Div of General Motors Corp
72661	Dixon Valve and Coupling Co
73273	Hose Accessories Co
73370	Fram Corp
73682	Garrett George K Co Div MSL Industries, Inc
76700	Nelson Muffler Carp
76820	Continental Motors Corp
79160	Vortex Co
79227	Watts Regulator Co
79470	Weatherhead Co., The
81336	Chief of Engineers
83034	Mercury Aircraft Co
92578	Penn Controls, Inc
96152	Marvel-Schebler Products Division of Borg-Warner Corp
96906	Military Standards promulgated by Standardization Div Directorate of Logistic Services DSA

**8. Recommendations for Maintenance Manual Improvements**

Report of errors, omissions and recommendations for improving this publication by the individual user is encouraged. Reports should be submitted on DA Form 2028 (Recommended Changes to DA Publications) and forwarded direct to Commanding General, U.S. Army Mobility Equipment Command, ATTN: AMSME-MPP, 4300 Goodfellow Boulevard, St. Louis, Mo. 63120.

**SECTION II  
PRESCRIBED LOAD ALLOWANCE**

(1) Federal stock number	(2) Description  useable on code	(3) Qty inc in unit pack	(4) 15-day org maint. alw			
			(A) 1-5	(B) 6-20	(C) 21-50	(D) 51-100
	GROUP 01-ENGINE 0100-ENGINE ASSEMBLY					
2805-030-0790	GASKET SET: vl. grind			2	2	3
2805-309-3571	GASKET SET: ovhl				2	2
	0106-ENGINE LUBRICATION SYSTEM					
2940-141-9025	FILTER ELEMENT B	8	20	40	84	
2940-529-2738	FILTER ELEMENT A	8	20	40	84	
	GROUP 03-FUEL SYSTEM 0301-CARBURETOR					
2910-354-2876	GASKET KIT			2	2	3
2910-588-7208	CARBURETOR			2	2	
2910-791-8073	GASKET			2	2	3
	0302-FUEL PUMP					
2910-288-0403	BOWL, SEDIMENT A			2	2	3
2910-358-5057	PUMP, FUEL B			2	2	3
2910-796-6954	PUMP, FUEL A			2	2	3
5330-291-9825	WASHER, NONMETALLIC A	2	4	8	17	
	0306-TANKS, LINES, FITTINGS					
2910-141-9758	CAP B					2
2910-529-8580	CAP A					2
5330-684-7851	GASKET B				2	2
	0308-ENGINE SPEED GOVERNOR					
2990-358-4785	GASKET				2	2
2990-765-4335	GOVERNOR				2	2
	0309-FUEL FILTERS					
2910-025-6407	BOWL, SEDIMENT B			2	2	3
2910-652-4446	FILTER ELEMENT B			2	2	3
2910-895-3253	GASKET B	2	4	8	17	
	GROUP 04-EXHAUST SYSTEM 0401-MUFFLER AND PIPES					
2805-339-5633	GASKET			2	2	3
	GROUP 05-COOLING SYSTEM 0503-WATER MANIFOLD, HEADERS THERMOSTATS, AND HOUSING GASKET					
2930-829-7424	GASKET			2	2	3
6620-606-8178	THERMOSTAT				2	2
	0504-WATER PUMP					
2930-607-3489	PUMP, WATER					2
	0505-FAN ASSEMBLY					
3030-325-4712	BELT			2	2	3
	GROUP 06-ELECTRICAL SYSTEM 0601-GENERATOR					
2920-391-3989	GENERATOR					2
2920-536-5413	REPAIR KIT			2	2	4
	0602-GENERATOR REGULATOR					
2920-640-7518	REGULATOR				2	2
	0603-STARTER					
2920-440-0063	MOTOR					2
2920-694-0682	RELAY					2
2920-536-5422	REPAIR KIT				2	2

(1) Federal stock number	(2) Description		(3) Qty inc in unit pack	(4) 15-day org maint. alw			
				(A) 1-5	(B) 6-20	(C) 21-50	(D) 51-100
	0605-IGNITION COMPONENTS						
2920-293-5212	SPARK PLUG	A		4	17	34	67
2920-475-3674	MAGNETO						2
2920-841-1890	SPARK PLUG	B		4	17	34	67
2920-842-7667	REPAIR KIT			2	2	4	8
	0606-ENGINE SAFETY CONTROLS						
2990-699-9756	GOVERNOR					2	2
6145-316-9072	WIRE	A					2
	0607-INSTRUMENT OR ENGINE CONTROL PANEL						
6240-019-3093	LAMP	B			2	2	4
	0612-BATTERIES						
6140-057-2554	BATTERY					2	2
	GROUP 50-PNEUMATIC EQUIPMENT						
	5000-AIR COMPRESSOR ASSEMBLY						
4310-796-6906	PARTS KIT					2	2
	5006-LUBRICATION SYSTEM						
5330-351-6427	PACKING, PREFORMED						2
	GROUP 76-FIRE FIGHTING EQUIPMENT						
	7603-FIRE EXTINGUISHERS						
4210-708-0031	CYLINDER				2	2	2
4210-779-3516	SEAL				2	2	2
	GROUP 95-GENERAL USE STANDARDIZED PARTS						
	9501-BULK MATERIAL						
4710-277-4508	TUBE, COPPER					2	2
4710-277-5526	TUBE, COPPER						2
4710-277-5529	TUBE, COPPER						2
4710-277-7581	TUBE, COPPER						2
6145-254-6117	WIRE					2	2
6810-249-9354	SULPHURICACID						2



(1) SMR CODE	(2) FEDERAL STOCK NUMBER	(3) DESCRIPTION  REFERENCE NO. & MFR. CODE  USABLE ON CODE		(4) UNIT OF ISSUE	(5) QTY INC IN UNIT PACK	(6) QTY INC IN UNIT	(7) 15-DAY ORGANIZATIONAL MAINTENANCE ALW				(8) ILLUS- TRATION	
							(a) 1-5	(b) 6-20	(c) 21-50	(d) 51-100	(a) FIG NO.	(b) ITEM NO.
SECTION IV - REPAIR PARTS FOR ORGANIZATIONAL MAINTENANCE												
00001		GROUP 01 - ENGINE										
00002		0100 - ENGINE ASSEMBLY										
P O 00003	2805-309-3571	GASKET SET: engine overhaul (Includes components of GASKET SET, Stock No. 2805-030-0790) F162U120 (14351)		EA		1	*	*	2	2		
X1 00004	5330-199-5878	GASKET: oil pan drain plug W4B108 (14351)		EA		1	SEE	GRP	0106			
X1 00005	5330-190-4224	GASKET: pressure relief plug X365 (14351)		EA		1	SEE	GRP	0106			
X1 00006	2910-328-9537	GASKET: pump to block 16EV201 (14351)		EA		1	SEE	GRP	0302			
X1 00007	2930-384-8404	GASKET: water pump mtg F400K340 (14351)		EA		1	SEE	GRP	0504			
P O 00008	2805-030-0790	GASKET SET: valve grinding F162U109 (14351)		EA		1	*	2	2	3		
X1 00009	2805-286-9895	GASKET: cover nut X334 (L 351)		EA		2	SEE	GRP	0105			
X1 00010	2805-362-2115	GASKET: cylinder head F400A336 (14351)		EA		1	SEE	GRP	0101			
X1 00011	2805-399-6935	GASKET: manifold F400E303 (14351)		EA		1	SEE	GRP	0108			
X1 00012	2805-663-4356	GASKET: valve cover F124A201 (14351)		EA		1	SEE	GRP	0105			
X1 00013	2930-384-8402	GASKET: water outlet elbow C400K215 (14351)		EA		1	SEE	GRP	0503			
O 00014	5310-796-2589	NUT, EYE: lifting		EA		2	*	*	*	*	16	6

(1) SMR CODE	(2) FEDERAL STOCK NUMBER	(3) DESCRIPTION		(4) UNIT OF ISSUE	(5) QTY INC IN UNIT PACK	(6) QTY INC IN UNIT	(7) 15-DAY ORGANIZATIONAL MAINTENANCE ALW				(8) ILLUS- TRATION	
							(a) 1-5	(b) 6-20	(c) 21-50	(d) 51-100	(a) FIG NO.	(b) ITEM NO.
00015		0101 - CYLINDER HEAD										
X2 O 00016	2805-309-8272	CYLINDER HEAD: gasoline engine F162A329 (14351)		EA		1					16	8
X1 00017	2805-362-2115	GASKET: cylinder head (Component of GASKET SET, Stock No. 2805-030-0790, See Group 0100) F400A336 (14351)		EA		1					16	9
O 00018	5310-222-7234	NUT, PLAIN, HEXAGON; cylinder head mtg		EA		13	*	*	*	*	16	18
O 00019	5307-362-2145	STUD, PLAIN: distributor adapter		EA		1	*	*	*	*	17	6
O 00020	5307-206-2583	STUD, PLAIN: thermostat housing mtg		EA		2	*	*	*	*	12	19
O 00021	5310-167-0822	WASHER, FLAT: cylinder head mtg		EA		13	*	*	*	*	16	7
00022		0103 - FLYWHEEL ASSEMBLY										
X2 O 00023	2805-364-4935	COVER: flywheel pointer 8FC205 (14351)		EA		1					1	3
O 00024	5305-068-0501	SCREW, CAP, HEXAGON HEAD: timing hole cover mtg		EA		2	*	*	*	*	1	1
O 00025	5310-010-3319	WASHER, LOCK: timing hole cover mtg		EA		2	*	*	*	*	1	2
00026		0105 - VALVES, CAMSHAFTS, AND TIMING SYSTEM										
X2 O 00027	2805-383-8578	COVER, VALVE F400A3960 (14351)		EA		1					2	1
X1 00028	2805-286-9895	GASKET: cover nut (Component of GASKET SET, Stock No. 2805-030-0790, See Group 0100) X334 (14351)		EA		2					2	7
X1 00029	2805-663-4356	GASKET. valve cover (Component of GASKET SET, Stock No. 2805-030-0790, See Group 0100) F124A201 (14351)		EA		1					2	2
O 00030	5310-584-5005	NUT, PLAIN, HEXAGON: cover		EA		2	*	*	*	*	2	8

(1) SMR CODE	(2) FEDERAL STOCK NUMBER	(3) DESCRIPTION		(4) UNIT OF ISSUE	(5) QTY INC IN UNIT PACK	(6) QTY INC IN UNIT	(7) 15-DAY ORGANIZATIONAL MAINTENANCE ALW				(8) ILLUS- TRATION	
							(a) 1-5	(b) 6-20	(c) 21-50	(d) 51-100	(a) FIG NO.	(b) ITEM NO.
00031		0106 - ENGINE LUBRICATION SYSTEM										
O 00032	5306-990-6920	BOLT, MACHINE: mounting	B	EA	4	*	*	*	*	29	1	
X2 O 00033		BRACKET: filter mtg F162L337 (14351)	B	EA	1					29	2	
O 00034	4730-397-0701	BUSHING, PIPE: oil filter line	A	EA	1	*	*	*	*	27	7	
X2 O 00035	2805-274-3403	CAP ASSEMBLY: oil filter D600L2270 (14351)		EA	1					1	7	
O 00036	4730-196-1470	NIPPLE, PIPE: filter cap		EA	1	*	*	*	*	1	6	
O 00037	4730-800-7070	ELBOW, PIPE: filter line	B	EA	1	*	*	*	*	29	14	
O 00038	4730-639-9730	ELBOW, PIPE: oil filter line	A	EA	1	*	*	*	*	27	6	
O 00039	4730-231-5632	ELBOW, PIPE TO TUBE: filter line	A	EA	2	*	*	*	*	27	9	
O 00040	4730-254-6225	ELBOW, PIPE TO TUBE: filter side	B	EA	1	*	*	*	*	29	12	
O 00041	4730-221-3901	ELBOW, PIPE TO TUBE: oil line	B	EA	1	*	*	*	*	11	23	
X2 O 00042		FILTER ASSEMBLY, OIL F3P0E8133 (73370)	A	EA	1							
X2 O 00043		BODY 8134 (73370)	A	EA	1					27	4	
X2 O 00044		COVER 8113 (73370)	A	EA	1					27	1	
P O 00045	2940-529-2738	FILTER ELEMENT, FLUID PRESSURE C3P (73370)	A	EA	1	8	20	40	84	27	3	
O 00046	5310-368-1908	NUT, PLAIN, SQUARE: strap bolt	A	EA	1	*	*	*	*	27	16	
X2 O 00047		SCREW: strap 12398 (73370)	A	EA	1					27	12	
X2 O 00048		STRAP: body mtg 10757 (73370)	A	EA	1					27	10	

(1) SMR CODE	(2) FEDERAL STOCK NUMBER	(3) DESCRIPTION		(4) UNIT OF ISSUE	(5) QTY INC IN UNIT PACK	(6) QTY INC IN UNIT	(7) 15-DAY ORGANIZATIONAL MAINTENANCE ALW				(8) ILLUS- TRATION	
							(a) 1-5	(b) 6-20	(c) 21-50	(d) 51-100	(a) FIG NO.	(b) ITEM NO.
X2 O 00049	5330-298-0775	WASHER, NONMETALLIC: cover 10611 (73370)	A	EA		1					27	2
O 00050	5310-368-1911	WASHER: strap bolt	A	EA		1	*	*	*	*	27	11
X2 O 00051	2940-202-9653	FILTER, FLUID PRESSURE F21P (73370)	B	EA		1						
X2 O 00052	2940-393-5988	BODY: filter 5310 (73370)	B	EA		1					29	11
X2 O 00053	2940-393-5988	COVER ASSEMBLY 5241 (73370)	B	EA		1					29	8
P O 00054	2940-141-9025	FILTER ELEMENT, FLUID PRESSURE C21P (73370)	B	EA		1	8	20	40	84	29	10
X2 O 00055	2940-679-3595	GASKET: cover 11582 (73370)	B	EA		1					29	9
O 00056	5310-010-5616	NUT, PLAIN SQUARE: strap bolt	B	EA		2	*	*	*	*	29	7
O 00057	5305-984-5684	SCREW, MACHINE: strap	B	EA		2	*	*	*	*	29	16
X2 O 00058	2940-391-3330	STRAP, BRACKET 102153 (73370)	B	EA		2					29	6
O 00059	5310-010-3320	WASHER, LOCK: strap screw	B	EA		2	*	*	*	*	29	15
X2 O 00060	6680-322-5305	GAGE, OIL F140L3330 (14351)		EA		1					1	8
X1 00061	2805-466-3983	COVER K404L209 (14351)		EA		1						
X1 00062		ROD F140L333 (14351)		EA		1						
X1 00063	5330-233-5872	WASHER, NONMETALLIC K404L210 (14351)		EA		1					1	9
X1 00064	5330-199-5878	GASKET: oil pan drain plug (Component of GASKET SET, Stock No. 2805-309-3571, See Group 0100) W4B108 (14351)		EA		1					3	2

(1) SMR CODE	(2) FEDERAL STOCK NUMBER	(3) DESCRIPTION		(4) UNIT OF ISSUE	(5) QTY INC IN UNIT PACK	(6) QTY INC IN UNIT	(7) 15-DAY ORGANIZATIONAL MAINTENANCE ALW				(8) ILLUS- TRATION	
							(a) 1-5	(b) 6-20	(c) 21-50	(d) 51-100	(a) FIG NO.	(b) ITEM NO.
X1 00065	5330-190-4224	GASKET: pressure relief plug (Component of GASKET SET, Stock No. 2805-309-3571, See Group 0100) X365 (14351)				1					2	5
X2 O 00066	2910-586-5200	HOSE ASSEMBLY: oil filter X8016-10 (14351)		A	EA	1					27	5
M O 00067		HOSE ASSEMBLY: oil filter X8016-12 (14351) MANUFACTURE FROM:		A	EA	1					27	8
O 00068	4730-202-9381	ADAPTER, STRAIGHT, PIPE TO HOSE		A	EA	1	*	*	*	*		
O 00069	4730-362-6656	ADAPTER, STRAIGHT, PIPE TO TUBE		A	EA	1	*	*	*	*		
P O 00070	4720-289-5213	HOSE, RUBBER (12 in. required)		A	FT		*	*	*	*		
X2 O 00071	4720-639-9987	HOSE ASSEMBLY, RUBBER X8016-14 (14351)		B	EA	2					29	13
O 00072	5310-012-0376	NUT, PLAIN, HEXAGON: filter mtg		A	EA	2	*	*	*	*	27	15
O 00073	5310-012-0376	NUT, PLAIN, HEXAGON: mtg		B	EA	4	*	*	*	*	29	5
O 00074	4730-289-5387	PLUG, MACHINE THREAD, MAGNETIC: oil pan drain			EA	1	*	*	*	*	3	3
O 00075	4730-293-7716	PLUG, MACHINE THREAD: pressure relief			EA	1	*	*	*	*	2	6
O 00076	4730-263-3124	PLUG, PIPE: drain			EA	1	*	*	*	*	3	1
P O 00077	2805-253-6962	SPRING, HELICAL, COMPRESSION: relief valve F400L223 (14351)		A	EA	1	*	*	*	*	2	4
P O 00078	2805-246-7611	SPRING, HELICAL, COMPRESSION: relief valve 10EL230 (14351)		B	EA	1	*	*	*	*	2	4
O 00079	5307-646-6277	STUD, PLAIN: FILTER MTG		A	EA	2	*	*	*	*		
X2 O 00080	2805-314-3428	SUPPORT: oil gage rod Y400L266 (14351)			EA	1					1	10

(1) SMR CODE	(2) FEDERAL STOCK NUMBER	(3) DESCRIPTION	(4) UNIT OF ISSUE	(5) QTY INC IN UNIT PACK	(6) QTY INC IN UNIT	(7) 15-DAY ORGANIZATIONAL MAINTENANCE ALW				(8) ILLUS- TRATION	
						(a)	(b)	(c)	(d)	(a)	(b)
						1-5	6-20	21-50	51-100	FIG NO.	ITEM NO.
M O 00081		TUBE ASSEMBLY: engine block to oil cooler 2W57775 (30760) MANUFACTURE FROM:	B	EA	1					11	19
X2 O 00082		ADAPTER X1086T44 (30760)	B	EA	1					11	31
O 00083	4730-287-0484	ADAPTER, STRAIGHT, PIPE	B	EA	1	*	*	*	*	11	21
O 00084	4730-640-1051	ELBOW, PIPE TO TUBE	B	EA	1	*	*	*	*	11	18
X2 O 00085		INVERTED NUT, TUBE COUPLING X1086T116 (30760)	B	EA	1						
O 00086	4730-011-8538	NUT, TUBE COUPLING	B	EA	3	*	*	*	*		
X2 O 00087		TEE X1086T34 (30760)	B	EA	1					11	20
P O 00088	4710-277-5526	TUBE, COPPER (4 ft 2 1/4 in. required)	B	FT		*	*	*	*		
P O 00089	4710-277-5526	TUBE, COPPER (9 1/2 in. required)	B	FT		*	*	*	*		
M O 00090		TUBE ASSEMBLY: oil cooler to engine block 2W257776 (30760) MANUFACTURE FROM:	B	EA	1					11	24
X2 O 00091		ELBOW, TUBE X1086T151 (30760)	B	EA	1					11	26
O 00092	4730-011-8538	NUT, TUBE COUPLING	B	EA	2	*	*	*	*		
X2 O 00093		TEE X1086T5 (30760)	B	EA	1					11	22
P O 00094	4710-277-5526	TUBE, COPPER (22 1/2 in. required)	B	FT		*	*	*	*		
X2 O 00095		TUBE ASSEMBLY: oil pan drain 2W57542 (30760)		EA	1						
X2 O 00096		CLAMP, HOSE 7 (73682)		EA	2					3	5
X2 O 00097		HOSE, RUBBER H1X8-1-2 (30760)		EA	1					3	6

(1) SMR CODE	(2) FEDERAL STOCK NUMBER	(3) DESCRIPTION		(4) UNIT OF ISSUE	(5) QTY INC IN UNIT PACK	(6) QTY INC IN UNIT	(7) 15-DAY ORGANIZATIONAL MAINTENANCE ALW				(8) ILLUS- TRATION	
							(a) 1-5	(b) 6-20	(c) 21-50	(d) 51-100	(a) FIG NO.	(b) ITEM NO.
X2 O 00098		NIPPLE 2W57539 (30760)		EA		2					3	4
O 00099	4730-445-0604	PLUG, PIPE, MAGNETIC										
P O 00100	4310-873-5297	VALVE, RELIEF: oil cooler line 2W43854 (30760)	B	EA		1	*	*	*	*	11	27
X2 O 00101	2805-535-3737	VALVE, SAFETY RELIEF: oil pressure 15SL211 (14351)		EA		1					2	3
X2 O 00102		WASHER, ADJUSTING: relief valve (as required) X14324 (14351)										
X2 O 00103		WASHER: filter mtg X202B (14351)	A	EA		2					27	13
X2 O 00104		WASHER: filter strap mtg X202B (14351)	B	EA		4					29	3
O 00105	5310-081-4219	WASHER, FLAT: filter mtg	A	EA		2	*	*	*	*	27	14
O 00106	5310-275-6805	WASHER, FLAT: filter strap mtg	B	EA		4	*	*	*	*	29	4
00107		0108 - MANIFOLDS										
X1 00108	2805-399-6935	GASKET: manifold (Component of GASKET SET, Stock No. 2805-030-0790, See Group 0100) F400E303 (14351)		EA		1					4	1
X2 O 00109		MANIFOLD F162E506 (14351)		EA		1					4	2
X2 O 00110		NUT: manifold mtg X18278 (14351)		EA		7					4	5
O 00111	4730-042-8988	PLUG, PIPE: manifold		EA		5	*	*	*	*	4	6
X2 O 00112		PLUG, PIPE: manifold X100A (14351)		EA		1					4	3
X2 O 00113		STUD: muffler pipe mtg X19004C (14351)		EA		2					9	4

(1) SMR CODE	(2) FEDERAL STOCK NUMBER	(3) DESCRIPTION		(4) UNIT OF ISSUE	(5) QTY INC IN UNIT PACK	(6) QTY INC IN UNIT	(7) 15-DAY ORGANIZATIONAL MAINTENANCE ALW				(8) ILLUS- TRATION	
							(a) 1-5	(b) 6-20	(c) 21-50	(d) 51-100	(a) FIG NO.	(b) ITEM NO.
O 00114	5310-984-9407	WASHER, FLAT: manifold mtg		EA		2	*	*	*	*	4	7
X2 O 00115		WASHER: manifold mtg X14141 (14351)		EA		4					4	4
00116		GROUP 03 - FUEL SYSTEM										
00117		0301 - CARBURETOR										
P O 00118	2910-588-7208	CARBURETOR (Includes components of GASKET KIT, Stock No. 2910-354-2876) TSX816 (96152)		EA		1	*	*	2	2	5	6
X2 O 00119		SCREW: bowl to body 15A85 (96152)		EA		4					5	5
P O 00120	2910-791-8073	GASKET: carburetor to manifold F124F240 (14351)		EA		1	*	2	2	3	5	3
P O 00121	2910-354-2876	GASKET KIT: carburetor 16-654 (96152)		EA		1	*	2	2	3		
X1 00122	5330-981-6231	GASKET 16-47 (96152)		EA		1						
X1 00123		GASKET 16A41 (96152)		EA		1					5	9
X1 00124	5330-291-7918	WASHER, NONMETALLIC 16-4 (96152)		EA		1						
X1 00125	5330-413-5347	WASHER, NONMETALLIC 16-456 (96152)		EA		1						
X2 O 00126		NUT: carburetor mtg X1801E (14351)		EA		2					5	1
O 00127	5307-422-9627	STUD, PLAIN: carburetor mtg		EA		2	*	*	*	*	5	4
O 00128	5310-011-5548	WASHER, LOCK: carburetor mtg		EA		2	*	*	*	*	5	2



(1) SMR CODE	(2) FEDERAL STOCK NUMBER	(3) DESCRIPTION		(4) UNIT OF ISSUE	(5) QTY INC IN UNIT PACK	(6) QTY INC IN UNIT	(7) 15-DAY ORGANIZATIONAL MAINTENANCE ALW				(8) ILLUS- TRATION	
							(a) 1-5	(b) 6-20	(c) 21-50	(d) 51-100	(a) FIG NO.	(b) ITEM NO.
00129			0302 - FUEL PUMP									
X1 00130	2910-328-9537		GASKET: pump to block (Component of GASKET SET, Stock No. 2805-309-3571, See Group 0100) 16EV201 (14351)		EA	1					28	3
O 00131	5310-012-0376		NUT, PLAIN, HEXAGON: fuel pump mtg		EA	2	*	*	*	*	28	5
P O 00132	2910-796-6954		PUMP, FUEL 1539970 (70040)	A	EA	1	*	2	2	3	28	2
P O 00133	2910-288-0403		BOWL, SEDIMENT, FUEL 5590156 (70040)	A	EA	1	*	2	2	3	28	7
P O 00134	5330-291-9825		WASHER, NONMETALLIC: sediment bowl 5590037 (70040)	A	EA	1	2	4	8	17	28	6
P O 00135	2910-358-5057		PUMP, FUEL 1539837 (70040)	B	EA	1	*	2	2	3	31	1
O 00136	5310-297-2562		WASHER, LOCK: fuel pump mtg		EA	2	*	*	*	*	28	4
00137			0304 - AIR CLEANER									
X2 O 00138	4310-728-1603		AIR CLEANER, INTAKE KAX00-0378 (18265)	B	EA	1						
X2 O 00139			BRACKET: air cleaner AAHOO-0346 (18265)	B	EA	2					30	2
O 00140	5310-010-5604		NUT, PLAIN, SQUARE	B	EA	2	*	*	*	*	30	17
O 00141	5305-988-1170		SCREW, MACHINE	B	EA	2	*	*	*	*	30	19
X2 O 00142			CUP ASSEMBLY P10-1398 (18265)	B	EA	1					30	16
X2 O 00143			CUP: inner P10-1396 (18265)	B	EA	1					30	15
X2 O 00144			FILTER, AIR FGA10-0004 (18265)	B	EA	1						

(1) SMR CODE	(2) FEDERAL STOCK NUMBER	(3) DESCRIPTION		(4) UNIT OF ISSUE	(5) QTY INC IN UNIT PACK	(6) QTY INC IN UNIT	(7) 15-DAY ORGANIZATIONAL MAINTENANCE ALW				(8) ILLUS- TRATION	
							(a) 1-5	(b) 6-20	(c) 21-50	(d) 51-100	(a) FIG NO.	(b) ITEM NO.
X2 O 00145		BAND ASSEMBLY: rod P10-1405 (18265)	B	EA		1					30	20
X2 O 00146		GUIDE ROD ASSEMBLY P16731 (18265)	B	EA		2						
X2 O 00147		EYEBOLT P16732 (18265)	B	EA		2					30	11
X2 O 00148		NUT, PLAIN WING P4195 (18265)	B	EA		2					30	13
O 00149	5310-209-0689	WASHER	B	EA		2	*	*	*	*	30	12
O 00150	5310-010-5604	NUT, PLAIN, SQUARE	B	EA		1	*	*	*	*	30	17
O 00151	5305-988-1170	SCREW, MACHINE	B	EA		1	*	*	*	*	30	19
O 00152	5310-010-3319	WASHER, LOCK	B	EA		1	*	*	*	*	30	18
X2 O 00153		BODY ASSEMBLY P10-1382 (18265)	B	EA		1					30	3
X2 O 00154		ELEMENT ASSEMBLY P10-1390 (18265)	B	EA		1					30	14
X1 00155		GASKET: air cleaner body (Component of PARTS KIT, Stock No. 4310-796-6906, See Group 5000) J250AD207 (00736)	B	EA		1					30	21
X2 O 00156		BAND: body to bracket 6839 (79160)	A	EA		2					6	8
X2 O 00157		BRACKET: body to elbow 6329 (79160)	A	EA		2					6	25
X2 O 00158		BRACKET: filter mtg 2R34536 (30760)	B	EA		1					30	1
X2 O 00159		CAP, INLET: air filter 6431 (79160)		EA		1					6	21
O 00160	5310-010-5604	NUT, PLAIN, SQUARE		EA		1	*	*	*	*	6	9

(1) SMR CODE	(2) FEDERAL STOCK NUMBER	(3) DESCRIPTION		(4) UNIT OF ISSUE	(5) QTY INC IN UNIT PACK	(6) QTY INC IN UNIT	(7) 15-DAY ORGANIZATIONAL MAINTENANCE ALW				(8) ILLUS- TRATION	
							(a) 1-5	(b) 6-20	(c) 21-50	(d) 51-100	(a) FIG NO.	(b) ITEM NO.
O 00161	5305-988-1170	SCREW, MACHINE		EA		1	*	*	*	*	6	11
O 00162	5310-010-3319	WASHER, LOCK		EA		1	*	*	*	*	6	10
X2 O 00163		CLAMP: air cleaner tube 12 (73682)	A	EA		2					6	22
X2 O 00164		CLAMP: air cleaner tube 2W37388P1 (30760)	B	EA		2					30	7
X2 O 00165		CLAMP: hose mtg X1182T22 (79160)	A	EA		1					6	2
X2 O 00166		FILTER, AIR G80AD (79160)	A	EA		1						
X2 O 00167		BODY ASSEMBLY 11400 (79160)	A	EA		1					6	20
X2 O 00168	2940-932-4936	PREFILTER, INTAKE 8097 (79160)	A	EA		1					6	16
X2 O 00169		ROD AND BAND ASSEMBLY 8106 (79160)	A	EA		1					6	18
O 00170	5310-010-5604	NUT, PLAIN, SQUARE	A	EA		1	*	*	*	*	6	9
X2 O 00171		ROD ASSEMBLY 8173 (79160)	A	EA		2					6	17
O 00172	5310-080-8495	NUT, PLAIN, WING	A	EA		2	*	*	*	*	6	14
X2 O 00173		WASHER 676 (79160)	A	EA		2					6	15
O 00174	5305-988-1170	SCREW, MACHINE	A	EA		1	*	*	*	*	6	11
O 00175	5310-010-3319	WASHER, LOCK	A	EA		1	*	*	*	*	6	10
X2 O 00176		CUP ASSEMBLY 8131 (79160)	A	EA		1						
X2 O 00177		CUP 8132 (79160)	A	EA		1					6	12

(1) SMR CODE	(2) FEDERAL STOCK NUMBER	(3) DESCRIPTION		(4) UNIT OF ISSUE	(5) QTY INC IN UNIT PACK	(6) QTY INC IN UNIT	(7) 15-DAY ORGANIZATIONAL MAINTENANCE ALW				(8) ILLUS- TRATION	
							(a) 1-5	(b) 6-20	(c) 21-50	(d) 51-100	(a) FIG NO.	(b) ITEM NO.
X2 O 00178		DISC 8136 (79160)	A	EA		1					6	13
X1 00179		GASKET: air cleaner body (Component of PARTS KIT, Stock No, 4310-796-6906, See Group 5000) J250AD207 (00736)	A	EA		1					6	19
O 00180	5310-732-0558	NUT, PLAIN, HEXAGON: band, bracket mtg	A	EA		4	*	*	*	*	6	26
O 00181	5310-732-0558	NUT, PLAIN, HEXAGON: bracket mtg and filter mtg	B	EA		7	*	*	*	*	30	24
O 00182	5310-010-5604	NUT, PLAIN, SQUARE: band	A	EA		2	*	*	*	*	6	9
O 00183	5305-269-3210	SCREW, CAP, HEXAGON HEAD: body band bracket mtg	A	EA		4	*	*	*	*	6	6
O 00184	5305-269-3210	SCREW, CAP, HEXAGON HEAD: bracket mtg and filter mtg	B	EA		7	*	*	*	*	30	9
O 00185	5305-988-1170	SCREW, MACHINE: band	A	EA		2	*	*	*	*	6	11
X2 O 00186	2940-883-0382	TUBE: air cleaner to carburetor X1519T7 (30760)	A	EA		1					6	1
X2 O 00187		TUBE: air cleaner to carburetor X1519T40 (30760)	B	EA		1					30	8
O 00188	5310-050-2236	WASHER, FLAT: band bracket mtg	A	EA		4	*	*	*	*	6	5
O 00189	5310-080-6004	WASHER, FLAT: bracket mtg and filter mtg	B	EA		7	*	*	*	*	30	22
O 00190	5310-010-3319	WASHER, LOCK: band	A	EA		2	*	*	*	*	6	10
O 00191	5310-261-7340	WASHER, LOCK: band bracket mtg	A	EA		4	*	*	*	*	6	27
O 00192	5310-261-7340	WASHER, LOCK: bracket mtg and filter mtg	B	EA		7	*	*	*	*	30	23
00193		0306 - TANKS, LINES, FITTINGS										
X2 O 00194		CLAMP, TUBE: tank line X1182T3 (30760)		EA		1					7	20
X2 O 00195		CLAMP, TUBE: tank to pump tube X1882T9 (30760)		EA		1					7	13

(1) SMR CODE	(2) FEDERAL STOCK NUMBER	(3) DESCRIPTION		(4) UNIT OF ISSUE	(5) QTY INC IN UNIT PACK	(6) QTY INC IN UNIT	(7) 15-DAY ORGANIZATIONAL MAINTENANCE ALW				(8) ILLUS- TRATION	
							(a) 1-5	(b) 6-20	(c) 21-50	(d) 51-100	(a) FIG NO.	(b) ITEM NO.
INDEX NO.		REFERENCE NO. & MFR. CODE	USABLE ON CODE									
M O 00196		DRAIN LINE ASSEMBLY: fuel tank 2W57282 (30760) MANUFACTURE FROM:		EA		1					7	15
X2 O 00197	4820-272-3350	COCK, SHUT-OFF X1086T32 (30760)		EA		1					7	16
O 00198	4730-011-8539	NUT, TUBE COUPLING		EA		1	*	*	*	*		
P O 00199	4710-277-5527	TUBE, COPPER (26 in. required)		FT			SEE	GRP	9501			
O 00200	4730-639-9730	ELBOW, PIPE: fuel pump	A	EA		1	*	*	*	*	28	1
O 00201	4730-231-5632	ELBOW, PIPE TO TUBE: fuel line to carburetor		EA		2	*	*	*	*	5	7
O 00202	4730-496-6918	ELBOW, PIPE TO TUBE: strainer to fuel pump line	B	EA		2	*	*	*	*	31	4
X2 O 00203		ELBOW, STREET: pump to carburetor fuel line EL1-8ST (30760)	B	EA		1					31	2
X2 O 00204	2910-898-4127	FILLER NECK: fuel tank MS35644-2 (96906)	B	EA		1					33	6
M O 00205	4720-639-9987	HOSE ASSEMBLY: pump to carburetor X806-14 (14351) MANUFACTURE FROM:		EA		1					5	8
O 00206	4730-202-9381	ADAPTER, STRAIGHT, PIPE TO TUBE		EA		1	*	*	*	*		
O 00207	4730-362-6656	ADAPTER, STRAIGHT, PIPE TO TUBE		EA		1	*	*	*	*		
P O 00208	4720-289-5213	HOSE, RUBBER (15 in. required)		FT			SEE	GRP	9501			
X2 O 00209		LINING X1222T1 (30760)		EA		4					7	7
O 00210	4730-196-1564	NIPPLE, PIPE: heavy, fuel pump to strainer	B	EA		1	*	*	*	*	31	5
O 00211	5310-584-5005	NUT, PLAIN, HEXAGON: clamp mtg		EA		2	*	*	*	*	7	11
O 00212	5310-950-0039	NUT, SELF-LOCKING: tank strap		EA		4	*	*	*	*	7	10

(1) SMR CODE	(2) FEDERAL STOCK NUMBER	(3) DESCRIPTION		(4) UNIT OF ISSUE	(5) QTY INC IN UNIT PACK	(6) QTY INC IN UNIT	(7) 15-DAY ORGANIZATIONAL MAINTENANCE ALW				(8) ILLUS- TRATION	
							(a) 1-5	(b) 6-20	(c) 21-50	(d) 51-100	(a) FIG NO.	(b) ITEM NO.
X2 O 00213		RIVET, SOLID: strip to bracket RVT190X5-8BRS (30760)		EA		8					7	6
X2 O 00214		SADDLE, TANK 2R26826 (30760)		EA		2					7	8
O 00215	5305-225-3840	SCREW, CAP, HEXAGON HEAD: clamp mtg		EA		1	*	*	*	*	7	21
O 00216	5305-068-0500	SCREW, CAP, HEXAGON HEAD: clamp mtg		EA		1	*	*	*	*	7	14
X2 O 00217		STRAP, TANK 2W57204 (30760)		EA		2					7	5
X2 O 00218		STRIP, TANK BRACKET X1221T1 (30760)		EA		4					7	9
X2 O 00219		TANK ASSEMBLY: fuel 2H21098 (30760)	A	EA		1					7	4
P O 00220	2910-529-8580	CAP, FUEL TANK CD297 (83034)	A	EA		1	*	*	*	2	7	2
X2 O 00221	2910-831-3914	STRAINER ELEMENT: fuel tank 20824-50 (83034)	A	EA		1					7	3
X2 O 00222		TANK ASSEMBLY: fuel 2H22815 (30760)	B	EA		1					33	7
P O 00223	2910-141-9758	CAP, FUEL TANK MS35645-1 (96906)	B	EA		1	*	*	*	2	33	4
P O 00224	5330-684-7851	GASKET: cap MS35643-1 (96906)	B	EA		1	*	*	2	2	33	5
X1 00225	5315-514-2660	PIN, RETAINING: cap chain MS29523-1 (96906)	B	EA		1						
X2 O 00226		TUBING ASSEMBLY: tank to strainer 2W57879 (30760)	B	EA		1						
O 00227	4730-231-5632	ELBOW, PIPE TO TUBE	B	EA		1	*	*	*	*	33	12
X2 O 00228		ELBOW, STREET: 90 degree EL1-4ST (30760)	B	EA		1					33	8

(1) SMR CODE	(2) FEDERAL STOCK NUMBER	(3) DESCRIPTION		(4) UNIT OF ISSUE	(5) QTY INC IN UNIT PACK	(6) QTY INC IN UNIT	(7) 15-DAY ORGANIZATIONAL MAINTENANCE ALW				(8) ILLUS- TRATION	
							(a) 1-5	(b) 6-20	(c) 21-50	(d) 51-100	(a) FIG NO.	(b) ITEM NO.
O 00229	4730-011-6452	NUT, TUBE COUPLING	B	EA		2	*	*	*	*	33	10
X2 O 00230		TUBE: tank outlet ST1-4X59 (30760)	B	EA		1					33	11
X2 O 00231		VALVE: tank shut-off X1086T102 (30760)	B	EA		1					33	9
M O 00232		TUBING: tank to pump 2W57422 (30760) MANUFACTURE FROM:	A	EA		1					7	19
X2 O 00233		ELBOW EL1-4ST (30760)	A	EA		1					7	17
O 00234	4730-231-5632	ELBOW, PIPE TO TUBE	A	EA		1	*	*	*	*	7	22
O 00235	4730-011-6452	NUT, TUBE COUPLING	A	EA		2	*	*	*	*		
P O 00236	4710-277-5525	TUBE, COPPER (5 ft 1 in. required)	A	FT			*	*	*	*		
X2 O 00237		VALVE: shut-off, tank X1086T102 (30760)	A	EA		1					7	18
O 00238	5310-010-3319	WASHER, LOCK: clamp mtg		EA		2	*	*	*	*	7	12
00239		0308 - ENGINE SPEED GOVERNOR										
X2 O 00240	3040-371-5584	BALL JOINT X12218 (14351)		EA		2					8	12
X2 O 00241	2990-368-6717	COVER, PLATE, ACCESS F400S201 (14351)		EA		1					8	6
M O 00242	5330-454-9654	GASKET: governor mtg F140M232 (14351) MANUFACTURE FROM:		EA		1					8	1
P O 00243	5330-270-8469	PAPER: gasket (4 in. X 6 in. required)		YD			SEE	GRP	9501			
P O 00244	2990-358-4735	GASKET: plate F400S202 (14351)		EA		1	*	*	2	2	8	7

(1) SMR CODE	(2) FEDERAL STOCK NUMBER	(3) DESCRIPTION		(4) UNIT OF ISSUE	(5) QTY INC IN UNIT PACK	(6) QTY INC IN UNIT	(7) 15-DAY ORGANIZATIONAL MAINTENANCE ALW				(8) ILLUS- TRATION	
							(a) 1-5	(b) 6-20	(c) 21-50	(d) 51-100	(a) FIG NO.	(b) ITEM NO.
P O 00245	2990-765-4335	GOVERNOR ASSEMBLY 56640A (76820)		EA		1	*	*	2	2	8	8
X2 O 00246		NUT: governor mtg X18470 (14351)		EA		1					8	14
O 00247	5310-208-3775	NUT, PLAIN, HEXAGON: ball joint		EA		4	*	*	*	*	8	3
O 00248	5310-596-4989	NUT, PLAIN, HEXAGON: governor mtg		EA		1	*	*	*	*	8	10
X2 O 00249	4310-996-5795	ROD, GOVERNOR: governor to carburetor 13XX5692-10-3-4 (14351)		EA		1					8	13
O 00250	5305-680-7216	SCREW, CAP, HEXAGON HEAD: governor mtg		EA		1	*	*	*	*	8	4
O 00251	5307-980-2824	STUD: magneto and governor mtg		EA		1	*	*	*	*	8	9
O 00252	5310-188-4233	WASHER, FLAT: governor mtg		EA		1	*	*	*	*	8	5
O 00253	5310-012-0380	WASHER, LOCK: ball joint		EA		2	*	*	*	*	8	2
O 00254	5310-013-8542	WASHER, LOCK: governor mtg		EA		1	*	*	*	*	8	11
00255		0309 - FUEL FILTERS										
X2 O 00256	2910-986-4139	FILTER: fuel 5650470 (70040)	B	EA		1					31	3
X1 00257		BAIL ASSEMBLY 854215 (70040)	B	EA		1					32	2
P O 00258	2910-025-6407	BOWL, SEDIMENT, FUEL 854237 (70040)	B	EA		1	*	2	2	3	32	5
X1 00259	2910-495-0612	COVER, FUEL STRAINER 854071 (70040)	B	EA		1					32	1
P O 00260	2910-652-4446	FILTER ELEMENT, FLUID PRESSURE 854347 (70040)	B	EA		1	*	2	2	3	32	3
P O 00261	2910-895-3253	GASKET: bowl 854390 (70040)	B	EA		1	2	4	8	17	32	4



(1) SMR CODE	(2) FEDERAL STOCK NUMBER	(3) DESCRIPTION		(4) UNIT OF ISSUE	(5) QTY INC IN UNIT PACK	(6) QTY INC IN UNIT	(7) 15-DAY ORGANIZATIONAL MAINTENANCE ALW				(8) ILLUS- TRATION	
							(a) 1-5	(b) 6-20	(c) 21-50	(d) 51-100	(a) FIG NO.	(b) ITEM NO.
00262		0312 - ACCELERATOR, THROTTLE OR CHOKE CONTROLS										
X2 O 00263		CABLE ASSEMBLY: speed control 2R26860 (30760)		EA		1					18	32
X2 O 00264		CLAMP: base bolt X1182T21 (30760)		EA		2						
O 00265	5310-809-5998	WASHER, FLAT		EA		2	*	*	*	*		
O 00266	5310-809-4085	WASHER, FLAT		EA		1	*	*	*	*		
X2 O 00267		WIRE, CHOKE CONTROL 2R17913 (30760)		EA		1					18	38
00268		GROUP 04 - EXHAUST SYSTEM										
00269		0401 - MUFFLER AND PIPES										
X2 O 00270	2990-997-2348	CLAMP: muffler MC2 (30760)		EA		1					9	1
X2 O 00271	2990-796-6955	COVER, EXHAUST: rain 2W34780 (30760)		EA		1					9	2
P O 00272	2805-339-5633	GASKET: pipe to manifold PF218-260 (14351)		EA		1	*	2	2	3	9	5
P O 00273	2990-799-5552	MUFFLER, EXHAUST T7191 (76700)		EA		1	*	*	*	*	9	3
X2 O 00274	2990-758-5784	PIPE, EXHAUST: muffler 2W41090 (30760)		EA	A	1					9	6
X2 O 00275		PIPE: muffler 2W57683 (30760)		EA	B	1					9	6
X2 O 00276		NUT, PIPE TO MANIFOLD MTG N3-8-16BZ (30760)		EA		2					9	7
00277		GROUP 05 - COOLING SYSTEM										
00278		0501 - RADIATOR										
X2 O 00279		ARM: top cover support 2W26356 (30760)		EA		2					20	34

(1) SMR CODE	(2) FEDERAL STOCK NUMBER	(3) DESCRIPTION		(4) UNIT OF ISSUE	(5) QTY INC IN UNIT PACK	(6) QTY INC IN UNIT	(7) 15-DAY ORGANIZATIONAL MAINTENANCE ALW				(8) ILLUS- TRATION	
							(a) 1-5	(b) 6-20	(c) 21-50	(d) 51-100	(a) FIG NO.	(b) ITEM NO.
X2 O 00280		BRACE, RADIATOR 2R118976 (30760)		EA		1					10	20
X2 O 00281		BRACE, RADIATOR 2R18975 (30760)		EA		1					10	24
X2 O 00282		BRACKET, COVER 2R17440P1 (30760)		EA		2					10	2
X2 O 00283	4310-429-9005	BUMPER, SIDE COVER 2W13762 (30760)		EA		2					20	28
P O 00284	2930-293-5503	CAP, RADIATOR 850627 (70040)		EA		1	*	*	*	*	11	2
O 00285	4730-187-7596	COUPLING, PIPE: drain		EA		1	*	*	*	*	11	28
X2 O 00286		COVER ASSEMBLY: lower 2H22397 (30760)		EA		1					20	24
X2 O 00287		COVER ASSEMBLY: upper 2H13913 (30760)		EA		1					20	27
X2 O 00288		COVER, RADIATOR HOUSING 2H13552 (30760)		EA		1					10	5
X2 O 00289		GUARD ASSEMBLY 2H13910 (30760)	A	EA		1					10	1
X2 O 00290		GUARD ASSEMBLY 2H22737 (30760)	B	EA		1					10	1
X2 O 00291		HOODCATCH AND BRACKET 2W30144 (30760)		EA		2					20	26
O 00292	4730-188-1868	NIPPLE, PIPE: drain		EA		1	*	*	*	*	11	29
O 00293	5310-732-0558	NUT, PLAIN, HEXAGON: brace mtg		EA		2	*	*	*	*	10	25
O 00294	5310-297-2540	NUT, SELF-LOCKING: arm mtg		EA		2	*	*	*	*	20	33
O 00295	4730-529-4964	PLUG, PIPE: drain		EA		1	*	*	*	*	11	25
X2 O 00296		SCREW: brace and bracket mtg 2W26798 (80760)		EA		14					10	4

(1) SMR CODE	(2) FEDERAL STOCK NUMBER	(3) DESCRIPTION		(4) UNIT OF ISSUE	(5) QTY INC IN UNIT PACK	(6) QTY INC IN UNIT	(7) 15-DAY ORGANIZATIONAL MAINTENANCE ALW				(8) ILLUS- TRATION	
							(a) 1-5	(b) 6-20	(c) 21-50	(d) 51-100	(a) FIG NO.	(b) ITEM NO.
O 00297	5305-978-9385	SCREW, CAP, HEXAGON HEAD	B	EA		2	*	*	*	*	11	7
O 00298	5305-269-3213	SCREW, CAP, HEXAGON HEAD: brace to frame		EA		2	*	*	*	*	10	21
O 00299	5305-269-3209	SCREW, CAP, HEXAGON HEAD: bracket to cooler and top cover		EA		12	*	*	*	*	10	4
O 00300	5305-068-0500	SCREW, CAP, HEXAGON HEAD: cover mtg		EA		10	*	*	*	*	20	3
O 00301	5305-068-0500	SCREW, CAP, HEXAGON HEAD: guard mtg		EA		3	*	*	*	*	10	14
O 00302	5305-988-1725	SCREW, CAP, HEXAGON HEAD: cover mtg		EA		6	*	*	*	*	20	3
O 00303	5305-988-1723	SCREW, MACHINE: cover mtg		EA		3	*	*	*	*	20	25
X2 O 00304		SUPPORT: fan guard 2W57861 (30760)	B	EA		1					11	4
X2 O 00305		SUPPORT: fan guard 2W57862 (30760)	B	EA		1					11	5
X2 O 00306		WASHER, FLAT X1016T78 (30760)	B	EA		6						
O 00307	5310-809-4058	WASHER, FLAT	A	EA		6	*	*	*	*		
O 00308	5310-010-3319	WASHER, LOCK	B	EA		2	*	*	*	*	11	6
O 00309	5310-194-9213	WASHER, LOCK		EA		2	*	*	*	*		
O 00310	5310-275-9263	WASHER, LOCK		EA		3	*	*	*	*		
O 00311	5310-261-7340	WASHER, LOCK: brace and cover mtg		EA		24	*	*	*	*	10	3
O 00312	5310-010-3319	WASHER, LOCK: cover and latch mtg		EA		20	*	*	*	*	20	2
X2 O 00313		WASHER: special, cover and arm mtg 2W30033 (30760)		EA		2					10	17
00314		0502 - SHROUD										
O 00315	5310-619-3555	NUT, PLAIN, HEXAGON: shroud and wing mtg	A	EA		14	*	*	*	*	10	22
O 00316	5310-619-3555	NUT, PLAIN, HEXAGON: shroud mtg	B	EA		8	*	*	*	*	10	22

(1) SMR CODE	(2) FEDERAL STOCK NUMBER	(3) DESCRIPTION		(4) UNIT OF ISSUE	(5) QTY INC IN UNIT PACK	(6) QTY INC IN UNIT	(7) 15-DAY ORGANIZATIONAL MAINTENANCE ALW				(8) ILLUS- TRATION	
							(a) 1-5	(b) 6-20	(c) 21-50	(d) 51-100	(a) FIG NO.	(b) ITEM NO.
O 00317	5305-068-0500	SCREW, CAP, HEXAGON HEAD: shroud and wiring mtg	A	EA		14	*	*	*	*	10	14
O 00318	5305-068-0500	SCREW, CAP, HEXAGON HEAD: shroud mtg	B	EA		8	*	*	*	*	10	14
X2 O 00319		SHROUD, RADIATOR 2R26887 (30760)	A	EA		2					10	23
X2 O 00320		SHROUD, RADIATOR: lh 2R34557 (30760)	B	EA		1					11	3
X2 O 00321		SHROUD, RADIATOR: rh 2R34556 (30760)	B	EA		1					11	3
O 00322	5310-010-3319	WASHER, LOCK: shroud and wing mtg	A	EA		14	*	*	*	*	10	10
O 00323	5310-010-3319	WASHER, LOCK: shroud mtg	B	EA		8	*	*	*	*	10	10
X2 O 00324		WING, FAN SHROUD: lh 2R18591 (30760)	A	EA		1					10	15
X2 O 00325		WING, FAN SHROUD: rh 2R26996 (30760)	A	EA		1					10	15
00326		0503 - WATER MANIFOLD, HEADERS, THERMOSTATS AND HOUSING GASKET										
O 00327	4730-013-7409	ADAPTER, STRAIGHT, PIPE TO TUBE: thermostat elbow		EA		1	*	*	*	*	12	16
O 00328	4730-196-0888	BUSHING, PIPE: drain line		EA		1	*	*	*	*	1	4
O 00329	4730-844-2221	CLAMP, HOSE: radiator		EA		6	*	*	*	*	11	13
O 00330	4730-187-7598	COUPLING, PIPE		EA		1	*	*	*	*		
X2 O 00331	2930-215-7439	COVER: thermostat retaining F218K202 (14351)		EA		1					12	21
X2 O 00332	2805-333-0366	ELBOW, CYLINDER WATER F400K380 (14351)		EA		1					12	15
X2 O 00333		ELBOW: inlet 2W32898 (30760)	A	EA		1					11	12
O 00334	4730-221-6215	ELBOW, PIPE TO TUBE: by-pass to pump		EA		1	*	*	*	*	12	18

(1) SMR CODE	(2) FEDERAL STOCK NUMBER	(3) DESCRIPTION	(4) UNIT OF ISSUE	(5) QTY INC IN UNIT PACK	(6) QTY INC IN UNIT	(7) 15-DAY ORGANIZATIONAL MAINTENANCE ALW				(8) ILLUS- TRATION					
										(a)	(b)	(c)	(d)	(a)	(b)
										1-5	6-20	21-50	51-100	FIG NO.	ITEM NO.
		Reference Number & Mfr Code													
		Usable on Code													
X2 O 00335		ELBOW: radiator inlet 2W32898P5 (30760)			1					11	15				
X2 O 00336		ELBOW, RADIATOR OUTLET 2R18590 (30760)	B	EA	1					11	15				
P O 00337	2930-829-7424	GASKET: elbow to radiator P5642A (30760)		EA	1	*	2	2	3	11	30				
X1 00338	2930-384-8402	GASKET: water outlet elbow (Component of GASKET SET, Stock No. 2805-030-0790, See Group 0100)		EA	1					12	22				
M O 00339		HOSE: radiator, bottom RH1-1-2X6 (30760)		EA	1					11	16				
P O 00340	4720-278-1111	MANUFACTURE FROM: HOSE, RUBBER (6 in. required)		FT		SEE	GRP	9501							
M O 00341		HOSE: radiator, top and bottom RH1-1-2X2-1-2 (30760)		EA	2					11	14				
P O 00342	4720-278-1111	MANUFACTURE FROM: HOSE, RUBBER (2 1/2 in. required for each HOSE)		FT		SEE	GRP	9501							
M O 00343		LINE ASSEMBLY: drain 2W57545 (30760)		EA	1										
X2 O 00344		MANUFACTURE FROM: CLAMP, HOSE X1409T3 (30760)		EA	1					11	35				
X2 O 00345		CLAMP, HOSE: self tightening A17 (05657)		EA	1					11	32				
X2 O 00346	4820-026-8473	COCK, DRAIN 211280 (79470)		EA	1	SEE	GRP	9901		11	33				
P O 00347	4720-200-0361	HOSE, RUBBER (8 1/2 in. required)		FT		SEE	GRP	9501		11	34				
M O 00348		LINE ASSEMBLY: drain, engine block 2W57546 (30760)		EA	1										
X2 O 00349		MANUFACTURE FROM: CLAMP, HOSE X1409T3 (30760)		EA	1					1	13				

(1) SMR CODE	(2) FEDERAL STOCK NUMBER	(3) DESCRIPTION	(4) UNIT OF ISSUE	(5) QTY INC IN UNIT PACK	(6) QTY INC IN UNIT	(7) 15-DAY ORGANIZATIONAL MAINTENANCE ALW				(8) ILLUS- TRATION	
						(a) 1-5	(b) 6-20	(c) 21-50	(d) 51-100	(a) FIG NO.	(b) ITEM NO.
INDEX NO.		Reference Number & Mfr Code									
X2 O 00350		CLAMP, HOSE: self tightening A17 (30760)	EA		1					1	11
X2 O 00351	4820-026-8473	COCK, DRAIN 211280 (30760)	EA		1	SEE	GRP	9901		1	5
P O 00352	4720-200-0361	HOSE, RUBBER (13 in. required)	FT			SEE	GRP	9501		1	12
M O 00353		LINE ASSEMBLY: elbow to pump F162K2710 (14351)	EA		1					12	17
O 00354	4730-013-7401	MANUFACTURE FROM: INVERTED NUT, TUBE COUPLING	EA		2	*	*	*	*		
P O 00355	4710-277-5522	TUBE, COPPER (15 in. required)	FT			SEE	GRP	9501			
O 00356	4730-996-0619	NIPPLE, PIPE	EA		1	*	*	*	*		
O 00357	5310-619-3555	NUT, PLAIN, HEXAGON	EA		2	*	*	*	*		
O 00358	5310-012-0376	NUT, PLAIN, HEXAGON: elbow mtg	EA		2	*	*	*	*	12	14
X2 O 00359		PLUG, PIPE PP3-8NPT (30760)	EA		1						
O 00360	5305-225-3840	SCREW, CAP, HEXAGON HEAD: elbow mtg	EA		1	*	*	*	*		
O 00361	5305-269-3211	SCREW, CAP, HEXAGON HEAD: elbow mtg	EA		1	*	*	*	*		
P O 00362	6620-606-8178	THERMOSTAT GD157K204 (14351)	EA		1	*	*	2	2	12	20
O 00363	5310-297-2562	WASHER, LOCK: elbow mtg	EA		2	*	*	*	*	12	13
O 00364	5310-010-3319	WASHER, LOCK: elbow mtg	EA		2	*	*	*	*		
O 00365	5310-261-7340	WASHER, LOCK: elbow mtg	EA		2	*	*	*	*		
00366		0504 - WATER PUMP									
X1 00367	2930-384-8404	GASKET: water pump mtg (Component of GASKET SET, Stock No. 2805-309-3571, See Group 0100) (Can be manufactured from PAPER, Stock No. 5330-467-3615) F400K340 (14351)	EA		1					12	12

(1) SMR CODE	(2) FEDERAL STOCK NUMBER	(3) DESCRIPTION		(4) UNIT OF ISSUE	(5) QTY INC IN UNIT PACK	(6) QTY INC IN UNIT	(7) 15-DAY ORGANIZATIONAL MAINTENANCE ALW				(8) ILLUS- TRATION	
							(a) 1-5	(b) 6-20	(c) 21-50	(d) 51-100	(a) FIG NO.	(b) ITEM NO.
X2 O 00368	2930-217-8991	HUB, FAN		EA		1					12	5
P O 00369	2930-607-3489	F400K389 (14351) PUMP, WATER		EA		1	*	*	*	2	12	11
O 00370	5305-269-3218	F162K3974 (14351) SCREW, CAP, HEXAGON HEAD: pump mtg		EA		2	*	*	*	*	12	8
O 00371	5305-269-3213	SCREW, CAP, HEXAGON HEAD: pump mtg		EA		1	*	*	*	*	12	7
X2 O 00372		SCREW: pump and lead clip mtg		EA		1					16	12
O 00373	5310-188-4233	13XX3939 (14351) WASHER, FLAT: pump mtg		EA		2	*	*	*	*	12	10
O 00374	5310-017-8554	WASHER, LOCK: pump and lead clip mtg		EA		1	*	*	*	*	16	11
O 00375	5310-261-7340	WASHER, LOCK: pump mtg		EA		2	*	*	*	*	12	9
00376			0505 - FAN ASSEMBLY									
P O 00377	3030-325-4712	BELT-V		EA		1	*	2	2	3	12	6
O 00378	5306-616-2955	F162K245 (14351) BOLT, MACHINE: fan mtg		EA		4	*	*	*	*	12	1
X2 O 00379	2930-422-6656	FAN, ENGINE COOLING		EA		1					12	3
X2 O 00380		F209K200 (14351) GUARD, FAN: 1h	B	EA		1					11	11
X2 O 00381		2H22841 (30760) GUARD, FAN: rh	B	EA		1					11	11
O 00382	5305-068-0500	2H22840 (30760) SCREW, CAP, HEXAGON HEAD: guard mtg	B	EA		6	*	*	*	*	11	8
X2 O 00383		SPACER, FAN		EA		1					12	4
O 00384	5310-209-0689	F162K201 (14351) WASHER: guard mtg	B	EA		6	*	*	*	*	11	10
O 00385	5310-010-3320	WASHER, LOCK: fan mtg		EA		4	*	*	*	*	12	2

(1) SMR CODE	(2) FEDERAL STOCK NUMBER	(3) DESCRIPTION  Reference Number & Mfr Code  Usable on Code	(4) UNIT OF ISSUE	(5) QTY INC IN UNIT PACK	(6) QTY INC IN UNIT	(7) 15-DAY ORGANIZATIONAL MAINTENANCE ALW				(8) ILLUS- TRATION	
						(a) 1-5	(b) 6-20	(c) 21-50	(d) 51-100	(a) FIG NO.	(b) ITEM NO.
O 00386	5310-582-5965	WASHER, LOCK: guard mtg	B	EA	6	*	*	*	*	11	9
00387		GROUP 06 - ELECTRICAL SYSTEM									
00388		0601 - GENERATOR									
X2 O 00389		BAFFLE, GENERATOR PULLEY		EA	1					13	4
X2 O 00390		1914629 (16764)		EA	1					13	15
X2 O 00391	2920-803-4174	BRACKET, GENERATOR		EA	1					13	30
X2 O 00392		F162M343 (14351)		EA	1					13	5
P OR 00393	2920-803-4174	CABLE ASSEMBLY: generator to regulator		EA	1	*	*	*	2	13	7
	6150-635-2754	RW383-36 (14351)		EA	1					13	5
	2920-391-2989	FAN, ELECTRICAL		EA	1					13	7
X1 00394		1914628 (16764)		EA	1					13	19
X1 00395		GENERATOR, ENGINE ACCESSORY		EA	1	*	*	*	2	13	7
X1 00396		(Includes components of PARTS KIT, Stock No. 2920-536-5413)		EA	1					13	6
X1 00397		MS13823-1 (96906)		EA	1					13	1
X1 00398	5310-058-2613	BAND		EA	1					13	20
X1 00399		1924878 (16764)		EA	1					13	14
X1 00400		KEY, WOODRUFF: pulley mtg		EA	1					13	13
X2 O 00401		124545 (16764)		EA	1					13	2
		NUT, SLOTTED HEXAGON: fan mtg		EA	1					13	17
		274938 (16764)		EA	1					13	20
		SCREW: cover band		EA	1					13	20
	5305-012-1832	274936 (16764)		EA	2					13	14
		SCREW, MACHINE: brush		EA	2					13	14
	5310-012-1841	WASHER, LOCK: brush		EA	2					13	13
	5310-178-9614	WASHER: pulley mtg		EA	1					13	2
		1918043 (24617)		EA	1					13	2
		NUT: generator mtg		EA	2					13	17
		13XX1803H (14351)		EA	2					13	17



(1) SMR CODE	(2) FEDERAL STOCK NUMBER	(3) DESCRIPTION	(4) UNIT OF ISSUE	(5) QTY INC IN UNIT PACK	(6) QTY INC IN UNIT	(7) 15-DAY ORGANIZATIONAL MAINTENANCE ALW				(8) ILLUS- TRATION	
						(a) 1-5	(b) 6-20	(c) 21-50	(d) 51-100	(a) FIG NO.	(b) ITEM NO.
INDEX NO.		Reference Number & Mfr Code									
O 00402	5310-988-7484	NUT, PLAIN, HEXAGON: bracket mtg	EA		3	*	*	*	*	13	16
X2 O 00403	3020-800-7068	PULLEY, GROOVE: generator	EA		1					13	3
P O 00404	2920-536-5413	REPAIR KIT, GENERATOR 1939192 (16764)	EA		1	*	2	2	4		
X1 00405	5977-378-2901	BRUSH, ELECTRICAL CONTACT (1) 1906941 (16764)			0						
X1 00406	5977-391-0640	BRUSH, ELECTRICAL CONTACT 1906935 (16764)	EA		2					13	12
X1 00407	5970-501-2328	BUSHING, INSULATOR (2) 1885090 (16764)			0						
X1 00408	5910-358-6793	CAPACITOR, FIXED, PAPER (1) 1920702 (16764)			0						
X1 00409	2920-900-9681	CONTACT SET: drive end 1925413 (16764)	EA		1						
X1 00410	5999-358-6792	PLATE, ELECTRICAL (1) 1920738 (16764)			0						
X1 00411	5305-514-8436	SCREW, MACHINE: pole shoe 1914750 (16764)	EA		2						
X1 00412	5340-353-9939	SPACER, RING (1) 916377 (16764)			0						
X1 00413	2920-249-8293	SPRING, HELICAL, TORSION (1) 1905034 (16764)			0						
X1 00414	5340-249-8283	SPRING, HELICAL, TORSION (2) 1916324 (16764)			0						
X1 00415	5977-358-7778	SPRING, HELICAL, TORSION: brush 1905219 (16764)	EA		2						
X1 00416	2920-379-3988	WASHER: felt (1) 820706 (16764)			0						
X1 00417	5310-262-4755	WASHER, FLAT: drive end, spacer 1915086 (16764)	EA		1						

(1) SMR CODE	(2) FEDERAL STOCK NUMBER	(3) DESCRIPTION	(4) UNIT OF ISSUE	(5) QTY INC IN UNIT PACK	(6) QTY INC IN UNIT	(7) 15-DAY ORGANIZATIONAL MAINTENANCE ALW				(8) ILLUS- TRATION	
						(a) 1-5	(b) 6-20	(c) 21-50	(d) 51-100	(a) FIG NO.	(b) ITEM NO.
X1 00418	5310-424-3750	WASHER: space (1) 1914213 (16764)			0						
X1 00419	5330-171-3619	WASHER, NONMETALLIC (1) 809961 (16764)			0						
X1 00420	5330-291-4496	WASHER, NONMETALLIC (2) 1914751 (16764)			0						
X2 O 00421		SCREW: clip and strap mtg 13XX3942 (14351)	EA		2					13	10
X2 O 00422		SCREW: generator mtg 13XX3362 (14351)	EA		2					13	23
X2 O 00423	2805-329-2571	SEAT, NUT, ADJUSTABLE: strap F400M207 (14351)	EA		1					13	11
X2 O 00424		STRAP, ADJUSTING F162M280 (14351)	EA		1					13	9
O 00425	5310-017-8601	WASHER, LOCK: generator mtg	EA		4	*	*	*	*	13	18
O 00426	5310-017-3128	WASHER, LOCK: strap and bracket mtg	EA		5	*	*	*	*	13	8
O 00427		0602 - GENERATOR REGULATOR									
O 00428	5310-584-5005	NUT, PLAIN, HEXAGON: regulator and plate mtg	EA		6	*	*	*	*	13	27
M O 00429		PLATE: regulator mtg MANUFACTURE FROM:	EA		1					13	25
P O 00430	9515-288-6141	STEEL PLATE, CARBON (8 7/8 in. X 7 5/8 in. required)	PM			SEE	GRP	9501			
P O 00431	2920-640-7518	REGULATOR ENGINE: generator MS13805-1 (96906)	EA		1	*	*	2	2	13	28
O 00432	5305-225-3839	SCREW, CAP, HEXAGON HEAD: plate and spacer mtg	EA		2	*	*	*	*	13	22
O 00433	5305-068-0500	SCREW, CAP, HEXAGON HEA D: regulator mtg	EA		4	*	*	*	*	13	31

(1) SMR CODE	(2) FEDERAL STOCK NUMBER	(3) DESCRIPTION  Reference Number & Mfr Code	(4) UNIT OF ISSUE	(5) QTY INC IN UNIT PACK	(6) QTY INC IN UNIT	(7) 15-DAY ORGANIZATIONAL MAINTENANCE ALW				(8) ILLUS- TRATION	
						(a) 1-5	(b) 6-20	(c) 21-50	(d) 51-100	(a) FIG NO.	(b) ITEM NO.
M O 00434	9515-288-6141	SPACER: regulator MANUFACTURE FROM:	EA		1					13	24
P O 00435		STEEL PLATE, CARBON (8 7/8 in. X 1 in. required)	PM			SEE	GRP	9501			
O 00436	5310-809-3078	WASHER, FLAT: plate mtg	EA		2	*	*	*	*	13	21
O 00437	5310-010-3319	WASHER, LOCK: plate mtg	EA		2	*	*	*	*	13	26
O 00438	5310-275-9264	WASHER, LOCK: regulator mtg	EA		8	*	*	*	*	13	29
O 00439		0603 - STARTER									
P OR 00440	2920-440-0063	MOTOR, ENGINE STARTER, ELECTRICAL (Includes components of REPAIR KIT, Stock No. 2920-536-5422) 1109947 (16764)	EA		1	*	*	*	2	14	3
X1 00441	5306-335-4376	BOLT, EXTERNALLY RELIEVED: switch mtg 1917084 (16764)	EA		4					14	2
X1 00442	2920-538-5801	COVER, ELECTRICAL 1915156 (16764)	EA		1					14	6
X1 00443	5940-671-4774	LINK: switch to terminal 1917083 (16764)	EA		1					14	11
X1 00444	5310-268-7271	NUT, PLAIN, HEXAGON: terminal 1904419 (16764)	EA		2					14	10
P O 00445	2920-694-0682	RELAY, SOLENOID, ENGINE STARTER, ELECTRICAL 1118152 (16764)	EA		1	*	*	*	2	14	1
X1 00446	5305-298-3119	SCREW, MACHINE: brush mtg 454154 (16764)	EA		4					14	7
X1 00447	5310-045-3305	WASHER, LOCK: brush screw 454007 (16764)	EA		4					14	8
X1 00448	5310-637-9541	WASHER, LOCK: terminal stud	EA		2					14	4
P O 00449	2920-536-5422	REPAIR KIT: starting motor 1939201 (16764)	EA		1	*	*	2	2		
X1 00450	2920-358-6421	BEARING: drive housing 826462 (16764)	EA		1						

(1) SMR CODE	(2) FEDERAL STOCK NUMBER	(3) DESCRIPTION	(4) UNIT OF ISSUE	(5) QTY INC IN UNIT PACK	(6) QTY INC IN UNIT	(7) 15-DAY ORGANIZATIONAL MAINTENANCE ALW				(8) ILLUS- TRATION	
						(a) 1-5	(b) 6-20	(c) 21-50	(d) 51-100	(a) FIG NO.	(b) ITEM NO.
X1 00451	2920-143-5368	BEARING, SLEEVE (1) 810217 (16764)			0						
X1 00452	2920-661-8973	BEARING, SLEEVE (1) 1880825 (16764)			0						
X1 00453	3120-287-7132	BEARING, SLEEVE (1) 1838670 (16764)			0						
X1 00454	3120-424-3756	BEARING, SLEEVE (1) 35058 (16764)			0						
X1 00455	2920-288-0957	BEARING, SLEEVE: bronze (1) 810620 (16764)			0						
X1 00456	2920-288-0956	BEARING, SLEEVE: center 820148 (16764)	EA		1						
X1 00457	3120-661-9126	BEARING, SLEEVE: commutator end 1867610 (16764)	EA		1						
X1 00458	5977-232-5344	BRUSH, ELECTRICAL CONTACT 828448 (16764)	EA		4					14	9
X1 00459	2920-530-3122	BUSHING, RUBBER (1) 1867150 (16764)			0						
X1 00460	5305-957-2644	SCREW, MACHINE: pole shoe 1913100 (16764)	EA		4						
X1 00461	2920-248-9594	SPRING, HELICAL, TORSION; brush 1904303 (16764)	EA		4						
X1 00462	5310-358-8214	WASHER (1) 1914844 (16764)			0						
X1 00463	5310-774-3887	WASHER, FLAT 1914842 (16764)	EA		1						
X1 00464	5310-262-4488	WASHER, FLAT (1) 1915154 (16764)			0						
X1 00465	5310-262-4764	WASHER, FLAT (1) 1915148 (16764)			0						

(1) SMR CODE	(2) FEDERAL STOCK NUMBER	(3) DESCRIPTION		(4) UNIT OF ISSUE	(5) QTY INC IN UNIT PACK	(6) QTY INC IN UNIT	(7) 15-DAY ORGANIZATIONAL MAINTENANCE ALW				(8) ILLUS- TRATION	
							(a) 1-5	(b) 6-20	(c) 21-50	(d) 51-100	(a) FIG NO.	(b) ITEM NO.
		Reference Number & Mfr Code	Usable on Code									
X1 00466	5310-262-5435	WASHER, FLAT (1) 1918227 (16764)				0						
X1 00467	5330-248-0208	WASHER, NONMETALLIC (1) 1915149 (16764)				0						
X1 00468	5330-374-4446	WASHER, NONMETALLIC (1) 1913939 (16764)				0						
X1 00469	5330-032-1955	WASHER, NONMETALLIC: brake (1) 822190 (16764)				0						
X1 00470	5330-291-4619	WASHER, NONMETALLIC: brake 821453 (16764)		EA		1						
X1 00471	5330-753-9604	WASHER, NONMETALLIC: terminal 1913959 (16764)		EA		2						
X1 00472	5330-282-7566	WASHER, NONMETALLIC: terminal 1913958 (16764)		EA		2						
X1 00473	5310-262-4826	WASHER, SPACE, FLAT (1) 1913969 (16764)				0						
O 00474	5305-269-3212	SCREW, CAP, HEXAGON HEAD: starter mtg		EA		3	*	*	*	*	14	5
O 00475	5310-637-9541	WASHER, LOCK: starter mtg		EA		3	*	*	*	*	14	4
00476		0605 - IGNITION COMPONENTS										
X2 O 00477	2805-623-1188	BRACKET, ANGLE Y69M245 (14351)		EA		1					16	15
X2 O 00478		CLIP 13XX5635 (14351)	B	EA		1					16	10
X2 O 00479		CLIP: spark plug leads 13XX5605 (14351)	A	EA		1					16	10
M O 00480	5336-454-9654	GASKET: F140M232 (14351)		EA		1					15	2
P O 00481	5330-270-8469	MANUFACTURE FROM: PAPER, GASKET (4 in. X 6 in. required)		YD			SEE	GRP	9501			

(1) SMR CODE	(2) FEDERAL STOCK NUMBER	(3) DESCRIPTION  Reference Number & Mfr Code  Usable on Code		(4) UNIT OF ISSUE	(5) QTY INC IN UNIT PACK	(6) QTY INC IN UNIT	(7) 15-DAY ORGANIZATIONAL MAINTENANCE ALW				(8) ILLUS- TRATION	
							(a) 1-5	(b) 6-20	(c) 21-50	(d) 51-100	(a) FIG NO.	(b) ITEM NO.
X2 O 00482	5325-276-5942	GROMMET, RUBBER D600M287 (14351)		EA		3					16	16
X2 O 00483	2920-996-5787	LEAD ASSEMBLY; no. 1 spark plug RW390-32 (14351)		B		1					16	3
X2 O 00484	2920-996-5786	LEAD ASSEMBLY; no. 2 spark plug RW390-30 (14351)		B		1					16	2
X2 O 00485	2920-996-5789	LEAD ASSEMBLY; no. 3 spark plug RW390-41 (14351)		B		1					16	1
X2 O 00486		LEAD ASSEMBLY; no. 3 spark plug RW379-41 (14351)		A		1					16	1
X2 O 00487		LEAD ASSEMBLY; no. 4 spark plug RW379-39 (14351)		A		1					16	14
X2 O 00488	2920-854-3667	LEAD ASSEMBLY; no. 4 spark plug RW390-39 (14351)		B		1					16	14
X2 O 00489	2920-778-9709	LEAD, ELECTRICAL: no. 1 spark plug RW379-32 (14351)		A		1					16	3
X2 O 00490	2920-929-8189	LEAD, ELECTRICAL: no. 2 spark plug RW379-30 (14351)		A		1					16	2
P OR 00491	2920-475-3674	MAGNETO: ignition (Includes components of REPAIR KIT, Stock No. 2920-842-7667) 54 (09033)		EA		1	*	*	*	2		
X1 00492	2920-739-6313	CAP, IGNITION: distributor M1351 (09033)		EA		1					15	4
X1 00493		FRAME M1352 (09033)		EA		1					15	1
X1 00494		NUT: contact 0111CM (09033)		EA		2					15	9
X1 00495	5305-844-1846	SCREW, MACHINE: special housing mtg 034-46 (09033)		EA		2					15	5
X1 00496		SCREW: point set mtg 8-32X38 (09033)		EA		1					15	12

(1) SMR CODE	(2) FEDERAL STOCK NUMBER	(3) DESCRIPTION	(4) UNIT OF ISSUE	(5) QTY INC IN UNIT PACK	(6) QTY INC IN UNIT	(7) 15-DAY ORGANIZATIONAL MAINTENANCE ALW				(8) ILLUS- TRATION	
						(a) 1-5	(b) 6-20	(c) 21-50	(d) 51-100	(a) FIG NO.	(b) ITEM NO.
INDEX NO.		Reference Number & Mfr Code									
X1 00497		SCREW: special, housing mtg 033-46 (09033)	EA		2					15	8
X1 00498		WASHER, FLAT: coil lead mtg 013-410 (09033)	EA		1					15	13
X1 00499		WASHER: point set and coil lead mtg N08 (09033)	EA		2					15	11
P 0 00500	2920-842-7667	REPAIR KIT, IGNITION K1T09033-1 (81336)	EA		1	2	2	4	8		
X1 00501	3110-073-4307	BEARING, BALL, ANNULAR: rotor shaft 0370JM (09033)	EA		2						
X1 00502		BRUSH AND SPRING (1) M1113 (09033)			0						
X1 00503	5977-739-6357	BRUSH, ELECTRICAL 06-46 (09033)	EA		5						
X1 00504	2920-897-3887	CONDENSER ASSEMBLY 14-48A (09033)	EA		1					15	7
X1 00505	2920-226-6376	CONTACT SET, DISTRIBUTOR 15-48A (09033)	EA		1					15	10
X1 00506	2920-739-6338	GASKET: housing to frame 023-46 (09033)	EA		1					15	3
X1 00507	5330-225-4733	PACKING MATERIAL (1) M2001 (09033)			0						
X1 00508		RING: snap, breaker arm 022-46 (09033)	EA		1						
X1 00509		RING: snap, stop pin plate 0201JM (09033)	EA		1						
X1 00510		SEAL 0185JM (09033)	EA		1						
X1 00511		SEAL: ring (6) 011-46 (09033)			0						

(1) SMR CODE	(2) FEDERAL STOCK NUMBER	(3) DESCRIPTION		(4) UNIT OF ISSUE	(5) QTY INC IN UNIT PACK	(6) QTY INC IN UNIT	(7) 15-DAY ORGANIZATIONAL MAINTENANCE ALW				(8) ILLUS- TRATION					
											(a)	(b)	(c)	(d)	(a)	(b)
							INDEX NO.	Reference Number & Mfr Code	Usable on Code		(a) 1-5	(b) 6-20	(c) 21-50	(d) 51-100	FIG NO.	ITEM NO.
X1 00512		SEAL: ring 012-46 (09033)		EA		1					15	6				
X1 00513		SHIM: rotor shaft 0132CM (09033)		EA		3										
P O 00514	2920-293-5212	SPARK PLUG (minimum stockage of 4 is authorized) XED16 (11583)	A	EA		4	4	17	34	67	16	4				
X2 O 00515	5330-599-4517	GASKET: spark plug A672 (11583)	A	EA		4					16	5				
P O 00516	2920-841-1890	SPARK PLUG (minimum stockage of 4 is authorized) XMD18 (11583)	B	EA		4	4	17	34	67	16	4				
X2 O 00517	5330-599-4517	GASKET: spark plug A672 (11583)	B	EA		4										
X2 O 00518		SUPPORT, GROMMET Y69M251 (14351)		EA		1					16	13				
X2 O 00519	2920-309-8331	SUPPORT, IGNITION GROMMET Y69M244 (14351)		EA		1					16	17				
00520		0606 - ENGINE SAFETY CONTROLS														
X2 O 00521		BRACKET: wire assembly W37131 (14351)		EA		1										
X2 O 00522		CLAMP: holddown M600M237 (14351)		EA		1					17	16				
X2 O 00523		CLAMP: wire assembly W61352 (14351)		EA		1										
X2 O 00524		CLAMP: wire assembly W62813 (14351)		EA		1										
X2 O 00525		CLUTCH, TACHOMETER DRIVE: overspeed governor drive 17104A (14351)		EA		1					17	8				
P O 00526	2990-699-9756	GOVERNOR, GASOLINE ENGINE: overspeed F162S345 (14351)		EA		1	*	*	*	2	2	17				



(1) SMR CODE	(2) FEDERAL STOCK NUMBER	(3) DESCRIPTION  Reference Number & Mfr Code	Usable on Code	(4) UNIT OF ISSUE	(5) QTY INC IN UNIT PACK	(6) QTY INC IN UNIT	(7) 15-DAY ORGANIZATIONAL MAINTENANCE ALW				(8) ILLUS- TRATION	
							(a)	(b)	(c)	(d)	(a)	(b)
							1-5	6-20	21-50	51-100	FIG NO.	ITEM NO.
X2 O 00527	5315-014-1117	NUT: temperature switch N10-32B (30760)		EA		2						
O 00528		PIN, STRAIGHT, HEADLESS: clutch		EA		1	*	*	*	*	17	7
O 00529	5305-068-0502	SCREW, CAP, HEXAGON HEAD: adapter mtg		EA		1	*	*	*	*	17	15
X2 O 00530	5340-422-8310	SPACER, RING: governor to clamp		EA		1					17	9
P O 00531	5930-647-1064	SWITCH, PRESSURE, THERMOSTATIC: safety 261AP14X (92578)	B	EA		1	*	*	*	*	34	29
P O 00532	6685-712-8410	TRANSMITTER: temperature 2R26103 (30760)		EA		1	*	*	*	*	25	16
M O 00533	4730-289-1243	TUBING ASSEMBLY: engine oil pressure to safety switch 2W57771 (30760)	B	EA		1					34	27
O 00534		MANUFACTURE FROM: ADAPTER, STRAIGHT, PIPE	B	EA		1	*	*	*	*	34	6
X2 O 00535		ELBOW, TUBE X1086T119 (30760)	B	EA		1					34	28
O 00536		NUT, TUBE COUPLING	B	EA		2	*	*	*	*		
P O 00537	4710-277-7581	TUBE, COPPER (33 in. required)	B	FT			*	*	*	*		
O 00538	5310-017-3124	WASHER, LOCK: clamp mtg		EA		1	*	*	*	*	17	17
O 00539	5310-045-3296	WASHER: switch		EA		2	*	*	*	*		
M O 00540	'5940-050-6214	WIRE ASSEMBLY: magneto to overspeed governor FW214-45 (14351)	A	EA		1					17	12
O 00541		MANUFACTURE FROM: TERMINAL, LUG	A	EA		2	*	*	*	*		
P O 00542		WIRE, ELECTRICAL (3 ft. 9 in. required)	A	FT			*	*	*	2		
X2 O 00543	6145-316-9072	WIRE ASSEMBLY: magneto to overspeed governor FW259-45 (14351)	B	EA		1					17	12
X2 O 00544		WIRE ASSEMBLY: overspeed governor to ground FW225-10 (14351)	A	EA		1					17	18

(1) SMR CODE	(2) FEDERAL STOCK NUMBER	(3) DESCRIPTION		(4) UNIT OF ISSUE	(5) QTY INC IN UNIT PACK	(6) QTY INC IN UNIT	(7) 15-DAY ORGANIZATIONAL MAINTENANCE ALW				(8) ILLUS- TRATION	
											(a) FIG NO.	(b) ITEM NO.
							(a) 1-5	(b) 6-20	(c) 21-50	(d) 51-100		
X2 O 00545 00546 P O 00547 O 00548 O 00549 X2 O 00550 X2 O 00551 P O 00552 X2 O 00553 P O 00554 X2 O 00555 P O 00556 P O 00557 X2 O 00558 P O 00559 O 00560	2920-996-5790  6625-831-3995 5306-225-8497 5306-225-8496  5930-358-6581  6620-873-5365  6620-568-8035 6685-814-4772 6210-229-5202 6240-019-3093 5310-205-9214	WIRE ASSEMBLY: overspeed governor to ground FW267-10 (14351)  0607 - INSTRUMENT OR ENGINE CONTROL PANEL  AMMETER 2W57557 (30760) BOLT, MACHINE; panel mtg BOLT, MACHINE: panel support mtg  BRACKET: panel support 2W43939 (30760) BRACKET: panel support 2W57704 (30760) BUTTON: starter 1996032 (16764) CABLE ASSEMBLY: generator to regulator FW263-76 (14351) GAGE, FUEL TANK 505V (57733) GASKET: transmitter mtg 2W57658 (30760) INDICATOR: engine oil 1509407 (70040) INDICATOR: water temperature 1514223 (70040) LIGHT: panel DL5 (13445) LAMP, INCANDESCENT  NUT: light mtg	B  A  EA A B  EA B B B B B B B B B B B B	EA  EA EA EA EA EA EA EA EA EA EA EA EA EA EA EA EA EA EA	1  1 * 2 1 1 1 1 1 1 1 1 1 1 1 1 1 1 1 1	  * * *  * * * * * * * * * * * * * * *	  * * *  * * * * * * * * * * * * * * * *	  * * *  * * * * * * * * * * * * * * * * *	17  18 18 20 20 20 18  34 33 34 34 34 34 34 34 34	18  39 30 36 37 37 26  31 13 33 32 34 35 5		

(1) SMR CODE	(2) FEDERAL STOCK NUMBER	(3) DESCRIPTION	(4) UNIT OF ISSUE	(5) QTY INC IN UNIT PACK	(6) QTY INC IN UNIT	(7) 15-DAY ORGANIZATIONAL MAINTENANCE ALW				(8) ILLUS- TRATION	
						(a) 1-5	(b) 6-20	(c) 21-50	(d) 51-100	(a) FIG NO.	(b) ITEM NO.
INDEX NO.	Reference Number & Mfr Code	Usable on Code									
O 00561	5310-261-7340	WASHER, LOCK: light mtg	B	EA	1	*	*	*	*	34	4
P O 00562	6625-048-7693	METER, ARBITRARY 1502089 (70040)	B	EA	1	*	*	*	*	34	30
X2 O 00563		NIPPLE, PIPE: block to tee N1P1-4HVY (30760)	B	EA	1					34	8
O 00564	5310-543-2629	NUT, PLAIN, HEXAGON: panel mtg		EA	3	*	*	*	*	18	28
O 00565	5310-543-2629	NUT, PLAIN, HEXAGON: panel support mtg		EA	2	*	*	*	*	20	39
X2 O 00566		PANEL: instrument 2H22421 (30760)	A	EA	1					18	1
X2 O 00567		PANEL: instrument 2H22769 (30760)	B	EA	1					34	1
O 00568	5305-984-6212	SCREW, MACHINE: transmitter mtg	B	EA	5	*	*	*	*	33	3
P O 00569	5930-636-3020	SWITCH, IGNITION 7564K6 (15605)	B	EA	1	*	*	*	*	34	22
X2 O 00570	5930-503-3991	SWITCH, TOGGLE, IGNITION 7320K2 (15605)	A	EA	1					18	25
X2 O 00571		TEE: transmitter mtg TEE1-4 (30760)	B	EA	1					34	7
X2 O 00572	5940-853-4182	TERMINAL, LUG B114 (59730)	B	EA	1						
P O 00573	6620-993-5546	TRANSMITTER engine oil temperature 1508144 (70040)	B	EA	1	*	*	*	*	34	6
X2 O 00574		TRANSMITTER: fuel gage 507X (57733)	B	EA	1					33	1
P O 00575	6685-814-5271	TRANSMITTER: water temperature 1512779 (70040)	B	EA	1	*	*	*	*	34	16
O 005761	5310-010-3320	WASHER, LOCK: panel mtg		EA	3	*	*	*	*	18	29
O 005772	5310-010-3320	WASHER, LOCK: panel support mtg		EA	2	*	*	*	*	20	38

(1) SMR CODE	(2) FEDERAL STOCK NUMBER	(3) DESCRIPTION	(4) UNIT OF ISSUE	(5) QTY INC IN UNIT PACK	(6) QTY INC IN UNIT	(7) 15-DAY ORGANIZATIONAL MAINTENANCE ALW				(8) ILLUS- TRATION	
										(a) FIG NO.	(b) ITEM NO.
						(a) 1-5	(b) 6-20	(c) 21-50	(d) 51-100		
O 00578	5310-820-5827	WASHER, LOCK: transmitter mtg			5	*	*	*	*	33	2
X2 O 00579		WIRING SET 2R34539 (30760)	B	EA	1						
X2 O 00580		CABLE ASSEMBLY: governor to air temperature switch 2R34539T5 (30760)	B	EA	1					34	24
X2 O 00581		CABLE ASSEMBLY: ignition switch to starter switch 2R34539T15 (30760)	B	EA	1					34	17
X2 O 00582		WIRE ASSEMBLY: air temperature switch to ignition switch 2R34539T6 (30760)	B	EA	1					34	21
X2 O 00583		WIRE ASSEMBLY: fuel level gage 2R34539T11 (30760)	B	EA	1					34	23
X2 O 00584		WIRE ASSEMBLY: ignition switch to gages 2R34539T1 (30760)	B	EA	1					34	3
X O 00585		WIRE ASSEMBLY: ignition switch to ground 2R34539T4 (30760)	B	EA	1					34	20
X2 O 00586		WIRE ASSEMBLY: ignition switch to safety switch 2R34539T8 (30760)	B	EA	1					34	25
X2 O 00587		WIRE ASSEMBLY: magnetic switch to starter switch 2R34539T2 (30760)	B	EA	1					34	18
X2 O 00588		WIRE ASSEMBLY: magnetic switch to starter switch 2R34539T3 (30760)	B	EA	1					34	19
X2 O 00589		WIRE ASSEMBLY: oil pressure gage 2R34539T9 (30760)	B	EA	1					34	2
X2 O 00590		WIRE ASSEMBLY: water temperature gage 2R34539T10 (30760)	B	EA	1					34	15
X2 O 00591		WIRING SET 2R34538 (30760)	A	EA	1						
X2 O 00592		WIRE ASSEMBLY: ammeter to regulator and overspeed governor to air temperature switch 2R34538T6 (30760)	A	EA	2					18	21

(1) SMR CODE	(2) FEDERAL STOCK NUMBER	(3) DESCRIPTION	(4) UNIT OF ISSUE	(5) QTY INC IN UNIT PACK	(6) QTY INC IN UNIT	(7) 15-DAY ORGANIZATIONAL MAINTENANCE ALW				(8) ILLUS- TRATION	
						(a) 1-5	(b) 6-20	(c) 21-50	(d) 51-100	(a) FIG NO.	(b) ITEM NO.
X2 O 00593		WIRE ASSEMBLY: ignition switch to ground 2B34538T4 (30760)	A	EA	1					18	24
X2 O 00594		WIRE ASSEMBLY: magnetic switch to ammeter 2R34538T3 (30760)	A	EA	1					18	22
X2 O 00595		WIRE ASSEMBLY: magnetic switch to starter switch 2R3453T2 (30760)	A	EA	1					18	27
X2 O 00596		WIRE ASSEMBLY: starter switch to ammeter 2R34538T1 (30760)	A	EA	1					18	23
00597		0608 - MISCELLANEOUS ITEMS									
M O 00598		CABLE ASSEMBLY: receptacle, negative MANUFACTURE FROM:		EA	1					20	21
O 00599	5940-050-6258	TERMINAL, LUG		EA	1	*	*	*	*		
P O 00600	6145-254-6117	WIRE, ELECTRICAL (12 in. required)		FT		SEE	GRP	9501			
M O 00601		CABLE ASSEMBLY: receptacle, positive MANUFACTURE FROM:		EA	1					20	20
O 00602	5940-050-6258	TERMINAL, LUG		EA	1	*	*	*	*		
P O 00603	6145-254-6117	WIRE, ELECTRICAL (18 in. required)		FT		SEE	GRP	9501			
X2 O 00604	5940-204-9141	LUG: terminal RC733 (59730)		EA	1						
O 00605	5310-584-5005	NUT, PLAIN, HEXAGON: receptacle mtg		EA	4	*	*	*	*	20	1
X2 O 00606		RECEPTACLE C7321299 (00000)		EA	4	*	*	*	*	20	18
O 00607	5305-225-3839	SCREW, CAP, HEXAGON HEAD: receptacle mtg		EA	4	*	*	*	*	20	2
O 00608	5310-010-3319	WASHER, LOCK: receptacle mtg		EA	4	*	*	*	*	20	2
00609		0612 - BATTERIES									
P O 00610	6140-057-2554	BATTERY, STORAGE: 12 volt MS35000-3 (96906)		EA	2	*	*	2	2		

(1) SMR CODE	(2) FEDERAL STOCK NUMBER	(3) DESCRIPTION  Reference Number & Mfr Code  Usable on Code	(4) UNIT OF ISSUE	(5) QTY INC IN UNIT PACK	(6) QTY INC IN UNIT	(7) 15-DAY ORGANIZATIONAL MAINTENANCE ALW				(8) ILLUS- TRATION	
						(a)	(b)	(c)	(d)	(a)	(b)
						1-5	6-20	21-50	51-100	FIG NO.	ITEM NO.
X2 O 00611		BOX, BATTERY 2H22416 (30760)	EA		1					19	8
X2 O 00612		COVER: battery 2H22408 (30760)	EA		1					19	1
X2 O 00613		GROMMET: cable 2W37149 (30760)	EA		2	SEE	GRP	9901		19	15
M O 00614		LEAD: battery, ground 2W57186 (30760)	EA		1					19	16
O 00615	5940-050-6258	MANUFACTURE FROM: TERMINAL, LUG	EA		1	*	*	*	*		
O 00616	5940-325-6572	TERMINAL, LUG	EA		1	*	*	*	*		
P O 00617	6145-254-6117	WIRE, ELECTRICAL (14 in. required)	FT			SEE	GRP	9501			
M O 00618		LEAD: battery, starter to battery 2W57185 (30760)	EA		1					19	12
O 00619	5940-050-6258	MANUFACTURE FROM: TERMINAL, LUG	EA		1	*	*	*	*		
O 00620	5940-325-6572	TERMINAL, LUG	EA		1	*	*	*	*		
P O 00621	6145-254-6117	WIRE, ELECTRICAL (35 in. required)	FT			SEE	GRP	9501			
M O 00622	6140-894-0661	LEAD: storage battery 2W57187 (30760)	EA		1					19	9
O 00623	5940-325-6572	MANUFACTURE FROM: TERMINAL, LUG	EA		2	*	*	*	*		
P O 00624	6145-254-6117	WIRE, ELECTRICAL (11 in. required)	FT			SEE	GRP	9501			
X2 O 00625		LOCK: center 2W48871 (30760)	EA		1					19	17
X2 O 00626		LOCK: ends 2W57160 (30760)	EA		2					19	6
O 00627	5310-685-1429	NUT, PLAIN, HEXAGON: battery box mtg	EA		4	*	*	*	*	19	14

(1) SMR CODE INDEX NO.	(2) FEDERAL STOCK NUMBER	(3) DESCRIPTION  Reference Number & Mfr Code  Usable on Code	(4) UNIT OF ISSUE	(5) QTY INC IN UNIT PACK	(6) QTY INC IN UNIT	(7) 15-DAY ORGANIZATIONAL MAINTENANCE ALW				(8) ILLUS- TRATION	
						(a)	(b)	(c)	(d)	(a)	(b)
						1-5	6-20	21-50	51-100	FIG NO.	ITEM NO.
O 00628	5310-903-3994	NUT, PLAIN, HEXAGON: cover stud	EA		6	*	*	*	*	19	4
O 00629	5310-010-3129	NUT, PLAIN WING: battery cov er	EA		3	*	*	*	*	19	2
O 00630	5305-782-9495	SCREW, CAP, HEXAGON HEAD: battery box mtg	EA		4	*	*	*	*	19	11
M O 00631		SPACER: wood 2W48865 (30760)	EA		1					19	10
C O 00632	5510-132-2560	MANUFACTURE FROM: LUMBER, SOFTWOOD, BOARD: 25/32 in. thk, 3 5/8 in. w, 12 ft lg (14 in. required)	EA			*	*	*	*		
X2 O 00633		STUD: battery box cover 2W48864 (30760)	EA		3					19	7
P O 00634	6810-249-9354	SULPHURIC ACID (4 gal required)	GAL			SEE	GRP	9501			
O 00635	5310-080-6004	WASHER	EA		3	*	*	*	*	19	3
O 00636	5310-261-7340	WASHER, LOCK	EA		6	*	*	*	*	19	5
O 00637	5310-584-5272	WASHER, LOCK: box mtg	EA		4		*	*	*	19	13
00638			0615 - RADIO INTERFERENCE SUPPRESSION								
X2 O 00639		STRAP: bond, engine F162M394 (14351)	EA		1						
X2 O 00640		STRAP: bond, engine 2W57385 (30760)	EA		1						
00641		GROUP 15 - FRAME									
00642		1501 - FRAME ASSEMBLY									
X2 O 00643		BAIL ASSEMBLY: lifting 2H22749 (30760)	EA	B	1					20	35
X2 O 00644		BAIL: lifting assembly 2H22484 (30760)	EA	A	1					20	35
O 00645	5310-685-1429	NUT, PLAIN, HEXAGON: lifting bail mtg	EA		6	*	*	*	*	20	43

(1) SMR CODE	(2) FEDERAL STOCK NUMBER	(3) DESCRIPTION	(4) UNIT OF ISSUE	(5) QTY INC IN UNIT PACK	(6) QTY INC IN UNIT	(7) 15-DAY ORGANIZATIONAL MAINTENANCE ALW				(8) ILLUS- TRATION			
										(a)	(b)		
						(a)	(b)	(c)	(d)	FIG	ITEM	NO.	NO.
INDEX NO.		Reference Number & Mfr Code	Usable on Code			1-5	6-20	21-50	51-100				
X2 O 00646		PAN, FRAME: front 2H22414 (30760)		EA	1					10	8		
X2 O 00647		PAN, FRAME: rear 2H22387 (30760)		EA	1					10	7		
O 00648	5305-068-0501	SCREW, CAP, HEXAGON HEAD: pan mtg		EA	26	*	*	*	*	10	9		
O 00649	5305-018-0173	SCREW, CAP, HEXAGON HEAD: lifting bail mtg		EA	6	*	*	*	*	20	41		
O 00650	5310-809-3078	WASHER, FLAT: pan mtg		EA	26	*	*	*	*	10	11		
O 00651	5310-584-5272	WASHER, LOCK: lifting bail mtg		EA	6	*	*	*	*	20	42		
O 00652	5310-010-3319	WASHER, LOCK: pan mtg		EA	26	*	*	*	*	10	10		
00653		GROUP 18 - BODY, CAB, HOOD AND HULL											
00654		1801 - BODY, CAB, HOOD, HULL ASSEMBLIES											
X2 O 00655		ARM: side cover 2W44012 (30760)		EA	4					10	18		
X2 O 00656		BRACKET, HOUSING 2W57231 (30760)		EA	2					10	29		
X2 O 00657		BRACKET, HOUSING: 1h 2R26839 (30760)		EA	1					20	15		
X2 O 00658		BRACKET, HOUSING: rh 2H22388 (30760)		EA	1					20	40		
X2 O 00659		COVER ASSEMBLY: side 2H22405 (30760)	A	EA	2					20	30		
X2 O 00660		COVER ASSEMBLY: side 2H22820 (30760)	B	EA	2					20	30		
X2 O 00661		COVER ASSEMBLY: top 2H22398 (30760)	A	EA	1					20	5		
X2 O 00662		COVER ASSEMBLY: top 2H22818 (30760)	B	EA	1					20	5		



(1) SMR CODE	(2) FEDERAL STOCK NUMBER	(3) DESCRIPTION	(4) UNIT OF ISSUE	(5) QTY INC IN UNIT PACK	(6) QTY INC IN UNIT	(7) 15-DAY ORGANIZATIONAL MAINTENANCE ALW				(8) ILLUS- TRATION					
										(a)	(b)	(c)	(d)	(a)	(b)
						(a)	(b)	(c)	(d)	FIG	ITEM				
		Reference Number & Mfr Code													
		Usable on Code													
						(a)	(b)	(c)	(d)	NO.	NO.				
X2 O 00663		COVER: lifting bail, access hole 2W57274 (30760)	EA		2					20	4				
X2 O 00664		FASTENER, CYLINDER: cover C2199 (30760)	EA		4					20	31				
X2 O 00665		GROMMET 2W37149 (30760)	EA		2	SEE	GRP	9901		20	16				
X2 O 00666		HOUSING, RADIATOR PANEL: 1h 2H22383 (30760)	EA	A	1					10	16				
X2 O 00667		HOUSING, RADIATOR PANEL: 1h 2R34487 (30760)	EA	B	1					10	16				
X2 O 00668		HOUSING, RADIATOR PANEL: rh 2H22746 (30760)	EA	B	1					10	13				
X2 O 00669		HOUSING, RADIATOR PANEL: rh 2R26835 (30760)	EA	A	1					10	13				
O 00670	5310-685-4129	NUT, PLAIN, HEXAGON: bracket mtg	EA		4	*	*	*	*	10	12				
O 00671	5310-584-5005	NUT, PLAIN, HEXAGON: cover latch mtg, covers	EA		42	*	*	*	*	20	1				
O 00672	5310-732-0558	NUT, PLAIN, HEXAGON: housing mtg, side sheet mtg, support mtg	EA		28	*	*	*	*	20	10				
X2 O 00673		NUT: support mtg X1302T6 (30760)	EA		2										
X2 O 00674		PLATE, HOUSING: 1h 2H22393 (30760)	EA	A	1					20	11				
X2 O 00675		PLATE, HOUSING: 1h 2H22744 (30760)	EA	B	1					20	11				
X2 O 00676		PLATE, HOUSING: rh 2H22743 (30760)	EA	B	1					20	7				
X2 O 00677		PLATE, HOUSING: rh 2H22392 (30760)	EA	A	1					20	7				
O 00678	5305-018-0173	SCREW: bracket mtg	EA		4	*	*	*	*	10	27				

(1) SMR CODE	(2) FEDERAL STOCK NUMBER	(3) DESCRIPTION	(4) UNIT OF ISSUE	(5) QTY INC IN UNIT PACK	(6) QTY INC IN UNIT	(7) 15-DAY ORGANIZATIONAL MAINTENANCE ALW				(8) ILLUS- TRATION	
						(a) 1-5	(b) 6-20	(c) 21-50	(d) 51-100	(a) FIG NO.	(b) ITEM NO.
		Reference Number & Mfr Code									
	Usable on Code										
O 00679	5305-225-3839	SCREW, CAP, HEXAGON HEAD	EA		2	*	*	*	*		
O 00680	5305-068-0500	SCREW, CAP, HEXAGON HEAD: cover latch mtg, covers, side cover to top mtg	EA		40	*	*	*	*	20	3
O 00681	5305-269-3209	SCREW, CAP, HEXAGON HEAD: cover support mtg, housing mtg	EA		8	*	*	*	*	10	4
O 00682	5305-044-4153	SCREW, CAP, HEXAGON HEAD: housing mtg	EA		4	*	*	*	*	10	28
O 00683	5305-269-3210	SCREW, CAP, HEXAGON HEAD: side sheet mtg	EA		16	*	*	*	*	20	6
O 00684	5305-269-3209	SCREW, CAP, HEXAGON HEAD: support and housing mtg	EA		12	*	*	*	*	20	6
O 00685	5305-269-3210	SCREW, CAP, HEXAGON HEAD: support arm mtg	EA		2	*	*	*	*	10	19
X2 O 00686		SCREW: support arm mtg 2W44137 (30760)	EA		2	*	*	*	*	20	14
X2 O 00687		SHEET, SIDE: lh 2R26849 (30760)	EA		1					20	17
X2 O 00688		SHEET, SIDE: rh 2R26834 (30760)	EA		1					20	23
X2 O 00689		SUPPORT, COVER: at radiator 2H16147 (30760)	EA		1					10	6
X2 O 00690		SUPPORT, COVER: rear 2H16150 (30760)	EA	A	1					20	8
X2 O 00691		SUPPORT, COVER: rear 2H16150P1 (30760)	EA	B	1					20	8
O 00692	5310-705-0022	WASHER, FLAT: side sheet mtg	EA		16	*	*	*	*	20	22
O 00693	5310-275-9263	WASHER, LOCK	EA		1	*	*	*	*		
O 00694	5310-550-1130	WASHER, LOCK	EA		3	*	*	*	*		
O 00695	5310-595-7237	WASHER, LOCK	EA		2	*	*	*	*		
O 00696	5310-584-5272	WASHER, LOCK: bracket and housing mtg	EA		10	*	*	*	*	10	26
O 00697	5310-010-3319	WASHER, LOCK: cover latch mtg, cover mtg	EA		39	*	*	*	*	20	2

(1) SMR CODE	(2) FEDERAL STOCK NUMBER	(3) DESCRIPTION	(4) UNIT OF ISSUE	(5) QTY INC IN UNIT PACK	(6) QTY INC IN UNIT	(7) 15-DAY ORGANIZATIONAL MAINTENANCE ALW				(8) ILLUS- TRATION			
										(a)	(b)	(b)	
						(a) 1-5	(b) 6-20	(c) 21-50	(d) 51-100	FIG NO.	ITEM NO.		
O 00698	5310-261-7340	WASHER, LOCK: cover support and housing mtg	EA		4	*	*	*	*	10	3		
O 00699	5310-193-7340	WASHER, LOCK: cover to support and housing and side cover to top cover	EA		3	*	*	*	*				
O 00700	5310-261-7340	WASHER, LOCK: housing mtg, side sheet mtg	EA		27	*	*	*	*	20	9		
O 00701	5310-809-3078	WASHER, LOCK: side cover to top mtg	EA		12	*	*	*	*	20	29		
X2 O 00702		WASHER, SPRING: support arm 2W30033 (30760)	EA		2					10	17		
X2 O 00703		WASHER, SPRING: support arm 2W30033 (30760)	EA		2					20	32		
O 00704		1808 - STOWAGE RACKS, BOXES											
X2 O 00705		BRACKET ASSEMBLY: hose rack 2W57237 (30760)	EA		1					25	17		
X2 O 00706		CLEAT: latch 2W57619 (30760)	EA	B	2					35	3		
X2 O 00707		LATCH 7969299 (00000)	EA	B	2					35	9		
O 00708	5310-010-3092	NUT, PLAIN, HEXAGON: cleat mtg	EA	B	4	*	*	*	*	35	5		
O 00709	5310-732-0558	NUT, PLAIN, HEXAGON: hose rack mtg	EA		4	*	*	*	*	25	19		
O 00710	5310-619-3555	NUT, PLAIN, HEXAGON: latch mtg	EA	B	8	*	*	*	*	35	6		
O 00711	5310-732-0558	NUT, PLAIN, HEXAGON: tool box mtg	EA		2	*	*	*	*	20	13		
X2 O 00712		RACK ASSEMBLY: hose 2H22384 (30760)	EA		1					25	14		
O 00713	5305-269-3213	SCREW, CAP, HEXAGON HEAD: hose rack mtg	EA		4	*	*	*	*	25	15		
O 00714	5305-269-3211	SCREW, CAP, HEXAGON HEAD: tool box mtg	EA		2	*	*	*	*	20	14		
X2 O 00715	5305-261-1822	SCREW: latch mtg MS35289-6 (96906)	EA	B	8					35	10		
O 00716	5305-206-0543	SCREW, MACHINE: cleat mtg	EA	B	4	*	*	*	*	35	2		

(1) SMR CODE	(2) FEDERAL STOCK NUMBER	(3) DESCRIPTION	(4) UNIT OF ISSUE	(5) QTY INC IN UNIT PACK	(6) QTY INC IN UNIT	(7) 15-DAY ORGANIZATIONAL MAINTENANCE ALW				(8) ILLUS- TRATION	
						(a) 1-5	(b) 6-20	(c) 21-50	(d) 51-100	(a) FIG NO.	(b) ITEM NO.
M O 00717	9515-288-6141	SPACER: latch mtg	B	EA	2					35	8
P O 00718		MANUFACTURE FROM: STEEL PLATE, CARBON:(2 1/2 in. by 1 1/2 in. required for each SPACER)	B	PM			*	*	*	*	
X2 O 00719	5310-010-3319	TOOL BOX ASSEMBLY 2H22801 (30760)	B	EA	1					35	1
X2 O 00720		TOOL BOX ASSEMBLY 2H22439 (30760)	A	EA	1					20	12
O 00721	5310-010-3319	WASHER, LOCK: cleat mtg	B	EA	4	*	*	*	*	35	4
O 00722	5310-261-7340	WASHER, LOCK: hose rack mtg		EA	4	*	*	*	*	25	18
O 00723	5310-010-6495	WASHER, LOCK: latch mtg	B	EA	8	*	*	*	*	35	7
O 00724	5310-261-7340	WASHER, LOCK: tool box mtg		EA	2	*	*	*	*	20	9
00725		GROUP 22 - BODY CHASSIS OR HULL, AND ACCESSORY ITEMS									
00726		2210 - DATA PLATES									
X2 O 00727	5315-466-4416	DECAL: instruction X6064 (14351)		EA	1						
X2 O 00728		NUT N12-24 (30760)		EA	6						
O 00729		PIN, STRAIGHT, HEADLESS: plate mtg		EA	4	*	*	*	*		
X2 O 00730		PLATE, IDENTIFICATION X6020 (14351)		EA	1						
X2 O 00731		PLATE, IDENTIFICATION 2F3072 (30760)		EA	2						
X2 O 00732		PLATE, IDENTIFICATION: engine data X6066 (14351)		EA	1						
X2 O 00733		PLATE, INSTRUCTION: air glide regulator 2W57198 (30760)		EA	1						

(1) SMR CODE	(2) FEDERAL STOCK NUMBER	(3) DESCRIPTION		(4) UNIT OF ISSUE	(5) QTY INC IN UNIT PACK	(6) QTY INC IN UNIT	(7) 15-DAY ORGANIZATIONAL MAINTENANCE ALW				(8) ILLUS- TRATION	
							(a) 1-5	(b) 6-20	(c) 21-50	(d) 51-100	(a) FIG NO.	(b) ITEM NO.
X2 O 00734	5305-253-5618	PLATE, INSTRUCTION: compressor oil filler cap 2W48911 (30760)		EA		1						
X2 O 00735		PLATE, INSTRUCTION: general 2R26803 (30760)		EA		1						
X2 O 00736		PLATE, INSTRUCTION: lifting ball 2W57765 (30760)	B	EA		1						
X2 O 00737		PLATE, INSTRUCTION: oil filter 2W40753 (30760)		EA		1						
X2 O 00738		PLATE, INSTRUCTION: radiator shutters 2W31865 (30760)		EA		1						
X2 O 00739		PLATE, NAME: regulator UL88-80 (30760)		EA		1						
X2 O 00740		SCREW S12-24X7-8 (30760)		EA		6						
X2 O 00741		SCREW, DRIVE: name plate mtg S2-1-4 (30760)		EA		2						
O 00742		SCREW, DRIVE: name plate mtg		EA		24	*	*	*	*		
X2 O 00743		WASHER W3-16 (30760)		EA		6						
X2 O 00744		WASHER, LOCK LW3-16 (30760)		EA		6						
00745		GROUP 47 - GAGES AND MEASURING DEVICES 4701 - INSTRUMENTS (SPEED AND DISTANCE)										
X2 O 00746		2805-820-2662	ADAPTER, DISTRIBUTOR F600M206 (14351)		EA		1				17	4
X2 O 00747			ADAPTER, TACHOMETER P671-3460 (14351)		EA		1				17	11
X2 O 00748	2815-363-8234	CLAMP: tachometer adapter mtg 1535062 (70040)		EA		1				17	13	
00749												

(1) SMR CODE	(2) FEDERAL STOCK NUMBER	(3) DESCRIPTION  Reference Number & Mfr Code  Usable on Code	(4) UNIT OF ISSUE	(5) QTY INC IN UNIT PACK	(6) QTY INC IN UNIT	(7) 15-DAY ORGANIZATIONAL MAINTENANCE ALW				(8) ILLUS- TRATION	
						(a) 1-5	(b) 6-20	(c) 21-50	(d) 51-100	(a) FIG NO.	(b) ITEM NO.
X2 O 00750	4730-288-8496	CLAMP: tachometer cable X1182T16 (30760)	EA		1					18	19
O 00751		CUP, GREASE: tachometer adapter	EA		1	*	*	*	*	17	10
O 00752	5310-655-9544	NUT, PLAIN, HEXAGON: distributor adapter mtg	EA		1	*	*	*	*	17	3
O 00753	5305-068-0502	SCREW, CAP, HEXAGON HEAD: clamp mtg	EA		1	*	*	*	*	17	15
X2 O 00754	2920-025-3089	SHAFT ASSEMBLY: drive F600M2160 (14351)	EA		1					18	20
X2 O 00755	6680-377-5040	SHAFT ASSEMBLY: tachometer 1582316 (70040)	EA		1					17	5
P O 00756	6680-796-6905	TACHOMETER, MECHANICAL, FIXED MOUNTING 1548475 (70040)	EA		1	*	*	*	*	18	31
O 00757	5310-010-3319	WASHER, LOCK: adapter mtg	EA		1	*	*	*	*	17	14
O 00758	5310-017-8556	WASHER, LOCK: distributor adapter mtg	EA		1	*	*	*	*	17	2
00759		4702 - GAGES, MOUNTINGS, LINES AND FITTINGS									
X2 O 00760	6220-337-2192	CLAMP X1182T5 (30760)	EA		1						
X2 O 00761		CLAMP, TUBE: high pressure discharge gage line X1182T11 (30760)	EA		2					18	4
P O 00762	6680-374-6768	GAGE, FUEL TANK 3110C32 (51240)	EA	A	1	*	*	*	*	7	1
P O 00763		GAGE, LIQUID QUANTITY, FLOAT TYPE: oil level 2R174410 (30760)	EA		1	*	*	*	*	25	10
X1 00764		GASKET: gage mtg 2W31890 (30760)	EA		1					25	11
P O 00765	6685-860-0452	GAGE, PRESSURE, DIAL INDICATING: air discharge 2R26709 (30760)	EA		1	*	*	*	*	18	34
P O 00766	6620-831-4007	CAGE, PRESSURE DIAL INDICATING: interstage 2W57359 (30760)	EA		1	*	*	*	*	18	36

(1) SMR CODE	(2) FEDERAL STOCK NUMBER	(3) DESCRIPTION	(4) UNIT OF ISSUE	(5) QTY INC IN UNIT PACK	(6) QTY INC IN UNIT	(7) 15-DAY ORGANIZATIONAL MAINTENANCE ALW				(8) ILLUS- TRATION	
						(a)	(b)	(c)	(d)	(a)	(b)
						1-5	6-20	21-50	51-100	FIG NO.	ITEM NO.
P O 00767	6620-829-5083	INDICATOR, PRESSURE, ENGINE OIL 0-0143 (03479)	A	EA	1	*	*	*	*	18	37
P O 00768	6685-718-5150	INDICATOR, TEMPERATURE: oil 2W48120 (30760)		EA	1	*	*	*	*	18	35
X2 O 00769		SCREW: gage mtg S5-16-18X7-8 (30760)		EA	4					25	9
P O 00770	6685-790-5606	THERMOMETER, INDICATING: water temperature SR9113 (03479)	A	EA	1	*	*	*	*	18	33
M O 00771		TUBING ASSEMBLY: discharge gage 2W37100 (30760)		EA	1					18	11
X2 O 00772		MANUFACTURE FROM: ELBOW X1086T119 (30760)		EA	1					18	9
O 00773	4730-580-6098	ELBOW, PIPE TO TUBE		EA	1	*	*	*	*	18	12
O 00774	4730-278-5490	INVERTED NUT		EA	2	*	*	*	*		
P O 00775	4710-277-7581	TUBE, COPPER (3 ft. 8 1/2 in. required)		FT		SEE	GRP	9501			
M O 00776		TUBING ASSEMBLY: interstage pressure gage 2W57280 (30760)	A	EA	1					18	5
O 00777	4730-289-1243	MANUFACTURE FROM: ADAPTER, STRAIGHT, PIPE TO TUBE	A	EA	1	*	*	*	*	18	3
X2 O 00778		BUSHING, REDUCING RB3-4X1-8 (30760)	A	EA	1					18	6
O 00779	4730-221-3901	ELBOW, PIPE TO TUBE	A	EA	1	*	*	*	*	18	7
O 00780	4730-278-5490	INVERTED NUT, TUBE COUPLING	A	EA	2	*	*	*	*		
X2 O 00781		PLUG, PIPE PP1-8NPT (30760)	A	EA	1					18	2
O 00782	4730-263-2733	TEE, PIPE	A	EA	1	*	*	*	*	18	8
P O 00783	4710-277-7581	TUBE, COPPER (3 ft 1 in. required)	A	FT		*	*	*	*		

(1) SMR CODE	(2) FEDERAL STOCK NUMBER	(3) DESCRIPTION	(4) UNIT OF ISSUE	(5) QTY INC IN UNIT PACK	(6) QTY INC IN UNIT	(7) 15-DAY ORGANIZATIONAL MAINTENANCE ALW				(8) ILLUS- TRATION	
						(a)	(b)	(c)	(d)	(a)	(b)
						1-5	6-20	21-50	51-100	FIG NO.	ITEM NO.
M O 00784		TUBING ASSEMBLY interstage pressure gage 2W57889 (30760)	B	EA	1					34	13
O 00785	4730-289-1243	MANUFACTURE FROM: ADAPTER, STRAIGHT, PIPE TO TUBE	B	EA	1	*	*	*	*	34	14
X2 O 00786		BUSHING, REDUCING RB3-4X1-8 (30760)	B	EA	1					34	12
O 00787	4730-580-6098	ELBOW, PIPE TO TUBE	B	EA	1	*	*	*	*	34	11
O 00788	4730-278-5490	INVERTED NUT, TUBE COUPLING	B	EA	2	*	*	*	*		
X2 O 00789		PLUG, PIPE PP1-8NPT (30760)	B	EA	1					34	9
O 00790	4730-263-2733	TEE, PIPE	B	EA	1	*	*	*	*	34	10
P O 00791	4710-277-7581	TUBE, COPPER (3 ft 6 in. required)	B	FT							
M O 00792		TUBING ASSEMBLY: oil pressure gage 2W57424 (30760)	A	EA	1					18	10
X2 O 00793		MANUFACTURE FROM: ELBOW X1086T119 (30760)	A	EA	1					18	9
X2 O 00794		ELBOW: tube X1086T138 (30760)	A	EA	1					18	12
O 00795	4730-278-5490	INVERTED NUT	A	EA	2	*	*	*	*		
P O 00796	4710-277-7581	TUBE, COPPER (3 ft 10 1/2 in. required)	A	FT		*	*	*	*		
00797		GROUP 50 - PNEUMATIC EQUIPMENT									
00798		5000 - AIR COMPRESSOR ASSEMBLY									
P O 00799	4310-796-6906	PARTS KIT: compressor R125P750 (30760)		EA	1	*	*	2	2		
X1 00800		GASKETS air cleaner body J250AD207 (00736)		EA	1	SEE	GRP	0304			



(1) SMR CODE	(2) FEDERAL STOCK NUMBER	(3) DESCRIPTION		(4) UNIT OF ISSUE	(5) QTY INC IN UNIT PACK	(6) QTY INC IN UNIT	(7) 15-DAY ORGANIZATIONAL MAINTENANCE ALW				(8) ILLUS- TRATION	
							(a) 1-5	(b) 6-20	(c) 21-50	(d) 51-100	(a) FIG NO.	(b) ITEM NO.
X1 00801	4310-829-6544	GASKET: air intake 2G6461 (30760)		EA		1	SEE	GRP	5008			
X1 00802	2940-737-0319	GASKET: oil filter 32160-36 (15472)		EA		1	SEE	GRP	5006			
X1 00803	4310-829-6545	GASKET: shell 204648 (30760)		EA		1	SEE	GRP	5009			
X1 00804		GASKET: tank cover 2W31890 (30760)		EA		1	SEE	GRP	5009			
X1 00805	4310-562-9142	GASKET: tank filler cap 2W43741 (30760)		EA		1	SEE	GRP	5014			
X1 00806	5330-712-7717	PACKING MATERIAL: filter separator tank X1514T222C (30760)		EA		1	SEE	GRP	5009			
X1 00807	5330-712-7717	PACKING MATERIAL: tank reducing bushing X1514T222C (30760)		EA		1	SEE	GRP	5014			
X1 00808	5330-198-6177	PACKING, PREFORMED: discharge pipe X1514T216C (30760)		EA			SEE	GRP	5015			
		5006 - LUBRICATION SYSTEM										
X2 O 00809		BRACKET: filter 32159-32 (15472)		EA		1				21	7	
X2 O 00810		BRACKET: filter mtg 2W40737 (30760)		A EA		1				21	8	
X2 O 00811		BRACKET: filter mtg 2W57702 (30760)		B EA		1				21	11	
X2 O 00812	4310-972-9499	FILTER, FLUID, PRESSURE, OIL: assembly 2H17807 (30760)		EA		1				22	3	
X1 00813	2940-737-0319	GASKET: oil filter (Component of PARTS KIT, Stock No.4310-796-6906, See Group 5000)		EA		1				21	21	
X2 O 00814		32160-36 (15472)										
X2 O 00815	2910-418-0614	HEAD: oil filter 32223-43 (15472)		EA		1				21	17	

(1) SMR CODE	(2) FEDERAL STOCK NUMBER	(3) DESCRIPTION		(4) UNIT OF ISSUE	(5) QTY INC IN UNIT PACK	(6) QTY INC IN UNIT	(7) 15-DAY ORGANIZATIONAL MAINTENANCE ALW				(8) ILLUS- TRATION		
							(a) 1-5	(b) 6-20	(c) 21-50	(d) 51-100	(a) FIG NO.	(b) ITEM NO.	
													Reference Number & Mfr Code
X2 O 00816	4730-293-7971	BALL: relief valve 32061-32 (15472)		EA		1					21	19	
X2 O 00817		BUSHING F1258 (15472)		EA		1					21	13	
X2 O 00818		CARTRIDGE: oil filter 13008-7 (15472)		EA		1						21	3
X2 O 00819		HANDLE: oil filter 31528-32 (15472)		EA		1						21	12
P O 00820	5330-351-6427	PACKING, PREFORMED: oil filter 32058-31 (15472)		EA		1	*	*	*	2	21	16	
X2 O 00821		PLUG: vent 31748-32 (15472)		EA		1					21	15	
X2 O 00822		SCREW 32499-34 (15472)		EA		2					21	1	
X2 O 00823		SEAT: relief valve 32157-31 (15472)		EA		1					21	20	
X2 O 00824	5310-276-2975	SPRING: relief valve F975 (15472)		EA		1					21	18	
X2 O 00825		WASHER: filter to bracket 31251-37 (15472)		EA		2					21	6	
X2 O 00826		WASHER, RECESSED: packing nut 32059-31 (15472)		EA		1					21	14	
X2 O 00827		NUT: filter bracket mtg 31259-49 (15472)		EA		2					21	5	
O 00828	5305-010-0781	SCREW, MACHINE: sump to head		EA		2	*	*	*	*	21	22	
O 00829	5305-013-2979	SCREW, MACHINE: sump to head		EA		8	*	*	*	*	21	23	
X2 O 00830		SUMP ASSEMBLY: oil 32151-1 (15472)		EA		1							
X2 O 00831		PLUG: drain 31456-34 (15472)		EA		1					21	25	

(1) SMR CODE	(2) FEDERAL STOCK NUMBER	(3) DESCRIPTION	(4) UIT OF ISSUE	(5) QTY INC IN UNIT PACK	(6) QTY INC IN UNIT	(7) 15-DAY ORGANIZATIONAL MAINTENANCE ALW				(8) ILLUS- TRATION		
						(a) 1-5	(b) 6-20	(c) 21-50	(d) 51-100	(a) FIG NO.	(b) ITEM NO.	
INDEX NO.		Reference Number & Mfr Code	Usable on Code									
X2 O 00832		RING: reinforcing. 32056-31 (15472)		EA		1					21	24
X2 O 00833		SUMP: oil 32151-31 (15472)		EA		1					21	26
X2 O 00834		WASHER: sump to head 31255-38 (15472)		EA		10					21	2
O 00835	5310-732-0558	NUT, PLAIN, HEXAGON filter bracket mtg	A	EA		4	*	*	*	*	21	10
O 00836	5310-732-0558	NUT, PLAIN, HEXAGON: filter bracket mtg	B	EA		2	*	*	*	*	21	10
O 00837	4730-359-3872	PLUG, PIPE: oil cooler		EA		1	*	*	*	*	11	1
O 00838	4730-289-5176	PLUG, PIPE: oil cooler		EA		1	*	*	*	*		
O 00839	5305-269-3210	SCREW, CAP, HEXAGON HEAD: filter bracket mtg	A	EA		4	*	*	*	*	21	4
O 00840	5305-269-3210	SCREW, CAP, HEXAGON HEAD: filter bracket mtg	B	EA		2	*	*	*	*	21	4
X2 O 00841		VALVE: by-pass, oil lines 2W40886P1 (30760)		EA		1					23	1
O 00842	5310-261-7340	WASHER, LOCK: filter bracket mtg	A	EA		4	*	*	*	*	21	9
O 00843	5310-261-7340	WASHER, LOCK: filter bracket mtg	B	EA		2	*	*	*	*	21	9
O 00844		5008 - AIR INTAKE										
X2 O 00845		CLAMP, HOSE N017 (73682)	A	EA	2						6	23
O 00846	4730-802-6114	CLAMP, HOSE	B	EA	2	*	*	*	*	*	30	4
X2 O 00847		ELBOW: bracket mtg 2H14925 (30760)	A	EA	1						6	3
X1 00848	4310-829-6544	GASKET: air intake (Component of PARTS KIT, Stock No. 4310-796-6906, See Group 5000) 2G6461 (30760)	A	EA	1						6	7
X1 00849	4310-820-6544	GASKET: air intake (Component of PARTS KIT, Stock No. 4310-796-6906, See Group 5000) 2G6461 (30760)	B	EA	1						30	10

(1) SMR CODE	(2) FEDERAL STOCK NUMBER	(3) DESCRIPTION	(4) UNIT OF ISSUE	(5) QTY INC IN UNIT PACK	(6) QTY INC IN UNIT	(7) 15-DAY ORGANIZATIONAL MAINTENANCE ALW				(8) ILLUS- TRATION	
						(a) 1-5	(b) 6-20	(c) 21-50	(d) 51-100	(a) FIG NO.	(b) ITEM NO.
X2 O 00850		HOSE, RUBBER: connecting 2W57191 (30760)	A	EA	1					6	24
X2 O 00851		MANIFOLD: inlet 2R34529 (30760)	B	EA	1					30	6
O 00852	5305-269-3209	SCREW, CAP, HEXAGON HEAD: elbow mtg	A	EA	4	*	*	*	*	6	4
O 00853	5305-269-3210	SCREW, CAP, HEXAGON HEAD: manifold mtg	B	EA	4	*	*	*	*	30	9
X2 O 00854		TUBE: manifold inlet X1519T41 (30760)	B	EA	1					30	5
00855		5009 - UNLOADER SYSTEM COMPONENTS									
X2 O 00856		ADAPTER, PIPE TO TUBE: regulator to unloader X1086T9 (30760)		EA	1					24	24
X2 O 00857		CLAMP: tube X1503T1 (30760)	B	EA	2					22	9
X2 O 00858		CLAMP: tube X1409T1 (30760)		EA	9					22	9
X2 O 00859		COVER: filter screen 2W57708 (30760)	B	EA	1					25	24
X2 O 00860		COVER: flanged oil separator tank 2R21563 (307605)	A	EA	1					25	24
X2 O 00861	4310-796-6912	FILTER ASSEMBLY: oil separator tank 2H13658T (30760)	A	EA	1					25	1
X2 O 00862		FILTER ASSEMBLY: oil separator tank 2H22780 (30760)	B	EA	1					25	27
X1 00863	4310-829-6545	GASKET: shell (Component of PARTS KIT, Stock No. 4310-796-6906, See Group 5000) 2G6468 (30760)		EA	1					25	30
X1 00864		GASKET: tank cover (Component of PARTS KIT, Stock No. 4310-796-6906, See Group 5000) 2W31890 (30760)		EA	1					25	28

(1) SMR CODE	(2) FEDERAL STOCK NUMBER	(3) DESCRIPTION	(4) UNIT OF ISSUE	(5) QTY INC IN UNIT PACK	(6) QTY INC IN UNIT	(7) 15-DAY ORGANIZATIONAL MAINTENANCE ALW				(8) ILLUS- TRATION	
						(a) 1-5	(b) 6-20	(c) 21-50	(d) 51-100	(a) FIG NO.	(b) ITEM NO.
M O 00865		LINE ASSEMBLY: drain 2W57278 (30760) MANUFACTURE FROM:	A	EA	1					22	20
O 00866	4730-288-9927	ADAPTER, STRAIGHT, PIPE TO TUBE	A	EA	1	*	*	*	*	22	1
O 00867	4730-014-4358	ELBOW, PIPE TO TUBE	A	EA	1	*	*	*	*	22	21
O 00868	4730-249-3917	ELBOW, PIPE	A	EA	1	*	*	*	*	22	19
O 00869	4730-265-6904	NIPPLE, PIPE	A	EA	1	*	*	*	*	22	18
O 00870	4730-011-6488	NUT, TUBE COUPLING	A	EA	2	*	*	*	*		
P O 00871	4710-277-4508	TUBE, COPPER (8 1/2 in. required)	A	FT	1	*	*	*	*		
M O 00872		LINE ASSEMBLY: drain 2W57885 (30760) MANUFACTURE FROM:	B	EA	1					22	20
X2 O 00873		ADAPTER, STRAIGHT, PIPE TO TUBE X1086T91 (30760)	B	EA	1	*	*	*	*	22	1
O 00874	4730-249-3917	ELBOW, PIPE	B	EA	1	*	*	*	*	22	19
X2 O 00875		ELBOW, PIPE TO TUBE X1086T90 (30760)	B	EA	1					22	21
O 00876	4730-265-6904	NIPPLE, PIPE	B	EA	1	*	*	*	*	22	18
X2 O 00877		NUT, TUBE COUPLING X1086T139 (30760)	B	EA	2						
P O 00878	4710-277-4508	TUBE, COPPER (15 7/8 in. required)	B	FT		*	*	*	*		
X2 O 00879		NIPPLE, PIPE NIP1-2X2 (30760)		EA	1					23	13
O 00880	5310-584-5005	NUT, PLAIN, HEXAGON: clamp mtg		EA	2	*	*	*	*	22	10
X1 00881	5330-712-7717	PACKING MATERIAL: filter, separator tank (Component of PARTS KIT, Stock No. 4310-796-6906, See Group 5000) X1514T222C (30760)		EA	1					25	8

(1) SMR CODE	(2) FEDERAL STOCK NUMBER	(3) DESCRIPTION  Reference Number & Mfr Code  Usable on Code	(4) UNIT OF ISSUE	(5) QTY INC IN UNIT PACK	(6) QTY INC IN UNIT	(7) 15-DAY ORGANIZATIONAL MAINTENANCE ALW				(8) ILLUS- TRATION	
						(a) 1-5	(b) 6-20	(c) 21-50	(d) 51-100	(a) FIG NO.	(b) ITEM NO.
X2 O 00882		PIPING ASSEMBLY: regulator valve 2W57279 (30760)	EA		1						
X2 O 00883	4820-254-8641	COCK, SHUT-OFF, SCREW STEM: drain X1086T29 (30760)	EA		1					24	32
X2 O 00884		NIPPLE, PIPE NIP1-4 (30760)	EA		1					24	6
X2 O 00885		NIPPLE, PIPE NIP1-4X4 (30760)	EA		1					24	5
O 00886	4730-011-8538	NUT, TUBE COUPLING	EA		2	*	*	*	*	24	2
X2 O 00887		PLUG, PIPE P1-4 (30760)	EA		1					24	8
X2 O 00888		TEE X1086T8 (30760)	EA		2					24	1
X2 O 00889		TEE, PIPE TEE 1-4 (30760)	EA		1					24	7
X2 O 00890		TEE: tube X1086T108 (30760)	EA		1					24	30
M O 00891		TUBE: regulator valve CT5-16X20 (307601 MANUFACTURE FROM: TUBE, COPPER (20 in. required)	EA		1					24	3
P O 00892	4710-2775526		FT			SEE	GRP	9501			
P O 00893	4310-601-8393	VALVE, REGULATOR ASSEMBLY 16Z1-4 (79227)	EA		1	*	*	*	*	24	4
X2 O 00894		PIPING, SAFETY VALVE 2W57358 (30760)	EA		1						
O 00895	4730-186-3027	BUSHING, PIPE	EA		1	*	*	*	*	23	8
X2 O 00896		CROSS CROSS 3-4 (30760)	EA		1					23	7
X2 O 00897		ELBOW: union EL3-4FM (30760)	EA		1					23	10

(1) SMR CODE	(2) FEDERAL STOCK NUMBER	(3) DESCRIPTION  Reference Number & Mfr Code  Usable on Code	(4) UNIT OF ISSUE	(5) QTY INC IN UNIT PACK	(6) QTY INC IN UNIT	(7) 15-DAY ORGANIZATIONAL MAINTENANCE ALW				(8) ILLUS- TRATION	
						(a)	(b)	(c)	(d)	(a)	(b)
						1-5	6-20	21-50	51-100	FIG NO.	ITEM NO.
M O 00898	4710-278-5381	NIPPLE NIP3-4X10-5-8 (30760) MANUFACTURE FROM: PIPE, STEEL (10 5/8 in. required)	EA		1					23	9
PO 00899 X2 O X0900		NIPPLE, PIPE NIP3-4 (30760)	FT			SEE	GRP	9501		23	11
P O 00901	4820-819-4863	VALVE, SAFETY RELIEF X1396T4-125 (30760)	EA		1	*	*	*	*	23	5
X2 O 00902		PLUG, PIPE, MAGNETIC MIHB444746 (01001)	EA		2					23	12
O 00903	5305-225-3840	SCREW, CAP, HEXAGON HEAD: clamp mtg	EA		2	*	*	*	*	22	7
O 00904	5305-724-5911	SCREW, CAP, HEXAGON HEAD: cover mtg	EA		6	*	*	*	*	25	26
O 00905	5305-724-5913	SCREW, CAP, HEXAGON HEAD: cover mtg	EA		2	*	*	*	*	25	26
X2 O 00906	4310-938-8067	SHELL: oil separator tank 2R21918 (30760)	EA		1					25	29
X2 O 00907		TEE, PIPE TEE 1-2 (30760)	EA		1					23	14
M O 00908		TUBING ASSEMBLY: atmospheric relief valve 2W57283 (30760) MANUFACTURE FROM:	EA		1					23	3
X2 O 00909		ADAPTER, STRAIGHT, PIPE TO TUBE X1086T9 (30760)	EA		1					23	2
X2 O 00910		ELBOW X1086T3 (30760)	EA		1					23	4
O 00911	4730-011-8538	NUT, TUBE COUPLING	EA		2	*	*	*	*		
P O 00912	4710-277-5526	TUBE, COPPER (12 3/4 in. required)	FT			SEE	GRP	9501			

(1) SMR CODE	(2) FEDERAL STOCK NUMBER	(3) DESCRIPTION	(4) UNIT OF ISSUE	(5) QTY INC IN UNIT PACK	(6) QTY INC IN UNIT	(7) 15-DAY ORGANIZATIONAL MAINTENANCE ALW				(8) ILLUS- TRATION	
						(a) 1-5	(b) 6-20	(c) 21-50	(d) 51-100	(a) FIG NO.	(b) ITEM NO.
M O 00913		TUBING ASSEMBLY: cooler to filter 2H22525 (30760) MANUFACTURE FROM:	A	EA	1					22	5
X2 O 00914		ADAPTER, STRAIGHT, PIPE TO TUBE X1086T91 (30760)	A	EA	2					22	1
X2 O 00915		ELBOW, PIPE TO TUBE X1086T90 (30760)	A	EA	2					22	4
X2 O 00916		NUT, TUBE COUPLING X1086T139 (30760)	A	EA	4						
O 00917	4730-246-5481	TEE, PIPE	A	EA	1	*	*	*	*	22	11
P O 00918	4710-277-4508	TUBE, COPPER (5 1/2 in. required)	A	FT		*	*	*	*		
P O 00919	4710-277-4508	TUBE, COPPER (7 ft 1 1/2 in. required)	A	FT		*	*	*	*		
M O 00920		TUBING ASSEMBLY: cooler to filter 2H24777 (30760) MANUFACTURE FROM:	B	EA	1					22	5
X2 O 00921		ADAPTER, STRAIGHT, PIPE TO TUBE X1086T91 (30760)	B	EA	2					22	1
X2 O 00922		ELBOW, PIPE TO TUBE X1086T90 (30760)	B	EA	2					22	4
X2 O 00923		NUT, TUBE COUPLING X1086T139 (30760)	B	EA	4						
O 00924	4730-246-5481	TEE, PIPE	B	EA	1	*	*	*	*	22	11
P O 00925	4710-277-4508	TUBE, COPPER (5 ft. 10 3/4 in. required)	B	FT		*	*	*	*		
P O 00926	4710-277-4508	TUBE, COPPER (8 in. required)	B	FT		*	*	*	*		
M O 00927		TUBING ASSEMBLY: cooler to temperature valve 2R26916 (30760) MANUFACTURE FROM:		EA	1					22	6
O 00928	4730-288-9927	ADAPTER, PIPE TO TUBE		EA	2	*	*	*	*	22	1



(1) SMR CODE	(2) FEDERAL STOCK NUMBER	(3) DESCRIPTION  Reference Number & Mfr Code	(4) UNIT OF ISSUE	(5) QTY INC IN UNIT PACK	(6) QTY INC IN UNIT	(7) 15-DAY ORGANIZATIONAL MAINTENANCE ALW				(8) ILLUS- TRATION		
						(a) 1-5	(b) 6-20	(c) 21-50	(d) 51-100	(a) FIG NO.	(b) ITEM NO.	
						Usable on Code						
X2 O 00929	4710-277-4508	NUT, TUBE COUPLING X1086T139 (30760)	EA		2							
P O 00930		TUBE, COPPER (5 ft. 7 3/4 in. required)	FT			SEE	GRP	9501				
M O 00931		TUBING ASSEMBLY: oil filter to pump 2R26917 (30760) MANUFACTURE FROM:	A	EA		1				22	2	
X2 O 00932	4710-277-4508	ADAPTER, STRAIGHT, PIPE TO TUBE X1086T139 (30760)	A	EA						22	1	
X2 O 00933		NUT, TUBE COUPLING X1086T139 (30760)	A	EA								
P O 00934		TUBE, COPPER (20 3/4 in. required)	A	FT			*	*	*	*		
M O 00935	4710-277-4508	TUBING ASSEMBLY: oil filter to pump 2W57887 (30760) MANUFACTURE FROM:	B	EA						22	2	
X2 O 00936		ADAPTER, STRAIGHT, PIPE TO TUBE X1086T91 (30760)	B	EA								
X2 O 00937		ELBOW, PIPE TO TUBE X1086T90 (30760)	B	EA								
X2 O 00938	4710-277-4508	NUT, TUBE COUPLING X1086T139 (30760)	B	EA								
P O 00939		TUBE, COPPER (22 1/2 in. required)	B	FT			*	*	*	*		
M O 00940		TUBING ASSEMBLY: oil pump to tank 2R22372 (30760) MANUFACTURE FROM:		EA							25	23
O 00941	4730-221-6215	ELBOW, PIPE TO TUBE		EA			*	*	*	*	25	31
X2 O 00942		INVERTED NUT X1086T60 (30760)		EA								
X2 O 00943		SCREEN ASSEMBLY: separator tank 2W37758 (30760)		EA							25	22

(1) SMR CODE	(2) FEDERAL STOCK NUMBER	(3) DESCRIPTION  Reference Number & Mfr Code  Usable on Code	(4) UNIT OF ISSUE	(5) QTY INC IN UNIT PACK	(6) QTY INC IN UNIT	(7) 15-DAY ORGANIZATIONAL MAINTENANCE ALW				(8) ILLUS- TRATION	
						(a) 1-5	(b) 6-20	(c) 21-50	(d) 51-100	(a) FIG NO.	(b) ITEM NO.
P O 00944	4710-277-5529	TUBE, COPPER (20 in. required)	FT			SEE	GRP	9501			
M O 00945		TUBING ASSEMBLY: receiver to discharge check valve balance tube 2W37145 (30760) MANUFACTURE FROM: ELBOW, PIPE TO TUBE X1086T90 (30760)	EA		1					25	13
X2 O 00946	4710-277-4508	NUT, TUBE COUPLING X1086T139 (30760)	EA		1					25	12
X2 O 00947		TUBE, COPPER (17 1/2 in. required)	FT			SEE	GRP	9501			
P O 00948		TUBING ASSEMBLY: regulator to unloader 2W37097 (30760) MANUFACTURE FROM: ELBOW, PIPE TO TUBE X1086T25 (30760)	EA		1					24	23
M O 00949				EA		1				24	31
X2 O 00950	4730-011-8538	NUT, TUBE COUPLING	EA		2	*	*	*	*		
O 00951	4710-277-5526	TUBE, COPPER (14 3/4 in. required)	FT			SEE	GRP	9501			
P O 00952		TUBING ASSEMBLY: separator to oil pump 2W37089 (30760) MANUFACTURE FROM:	EA		1					22	16
M O 00953	4730-221-6215	ADAPTER, STRAIGHT, PIPE TO TUBE X1086T130 (30760)	EA		1					22	15
X2 O 00954		ELBOW, PIPE TO TUBE	EA		1	*	*	*	*	22	17
O 00955				EA		2					
X2 O 00956	4710-277-5529	INVERTED NUT X1086T60 (30760)	EA		2						
P O 00957		TUBE, COPPER (18 1/4 in. required)	FT				SEE	GRP	9501		
M O 00958		TUBING ASSEMBLY: separator to regulator 2W57423 (30760) MANUFACTURE FROM:	EA	A	1					24	21
X2 O 00959		ADAPTER, STRAIGHT, PIPE TO TUBE X1086T44 (30760)	EA	A	1					24	28

(1) SMR CODE	(2) FEDERAL STOCK NUMBER	(3) DESCRIPTION	(4) UIT OF ISSUE	(5) QTY INC IN UNIT PACK	(6) QTY INC IN UNIT	(7) 15-DAY ORGANIZATIONAL MAINTENANCE ALW				(8) ILLUS- TRATION	
						(a) 1-5	(b) 6-20	(c) 21-50	(d) 51-100	(a) FIG NO.	(b) ITEM NO.
INDEX NO.		Reference Number & Mfr Code	Usable on Code								
X2 O 00960	4730-011-8538	ELBOW, PIPE TO TUBE X1086T3 (30760)	A	EA	1					24	22
O 00961		NUT, TUBE COUPLING	A	EA	2	*	*	*	*		
P O 00962		4710-277-5526	TUBE, COPPER (7 in. required)	A	FT		*	*	*	*	
M O 00963		TUBING ASSEMBLY: separator to regulator 2W57888 (30760) MANUFACTURE FROM:	B	EA	1					24	21
X2 O 00964		ADAPTER, STRAIGHT, PIPE TO TUBE X1086T44 (30760)	B	EA	1					24	28
X2 O 00965	4730-011-8538	ELBOW, PIPE TO TUBE X1086T3 (30760)	B	EA	1					24	22
O 00966		NUT: TUBE COUPLING	B	EA	2	*	*	*	*		
P O 00967		4710-277-5526	TUBE, COPPER (5 7/8 in. required)	B	FT		*	*	*	*	
M O 00968		TUBING ASSEMBLY: temperature valve to filter 2W41044 (30760) MANUFACTURE FROM:	A	EA	1					22	13
X2 O 00969		ADAPTER, STRAIGHT, PIPE TO TUBE X1086T41 (30760)	A	EA	1					22	14
X2 O 00970	4730-011-8539	ELBOW, PIPE TO TUBE X1086T3 (30760)	A	EA	1					22	12
O 00971		NUT, TUBE COUPLING	A	EA	2	*	*	*	*		
P O 00972		4710-277-5527	TUBE: copper (9 1/4 in. required)	A	FT		*	*	*	*	
M O 00973		TUBING ASSEMBLY: temperature valve to filter 2W57886 (30760) MANUFACTURE FROM:	B	EA	1					22	13
12 O 00974		ADAPTER X1086T28 (30760)	B	EA	1					22	14
X2 O 00975		ADAPTER, STRAIGHT, PIPE TO TUBE X1086T142 (30760)	B	EA	1					22	1

(1) SMR CODE	(2) FEDERAL STOCK NUMBER	(3) DESCRIPTION	(4) UNIT OF ISSUE	(5) QTY INC IN UNIT PACK	(6) QTY INC IN UNIT	(7) 15-DAY ORGANIZATIONAL MAINTENANCE ALW				(8) ILLUS- TRATION	
						(a) 1-5	(b) 6-20	(c) 21-50	(d) 51-100	(a) FIG NO.	(b) ITEM NO.
						Reference Number & Mfr Code				Usable on Code	
O 00976	4730-011-8539	NUT, TUBE COUPLING	B	EA	2	*	*	*	*		
P O 00977	4710-277-5527	TUBE, COPPER (23 in. required)	B	FT		*	*	*	*		
M O 00978		TUBING ASSEMBLY: temperature valve to tank 2W57421 (30760) MANUFACTURE FROM:		EA	1					23	16
X2 O 00979		ADAPTER, STRAIGHT, PIPE TO TUBE X1086T91 (30760)		EA	1					23	15
X2 O 00980		ELBOW, PIPE TO TUBE X1086T90 (30760)		EA	1					23	17
O 00981	4730-011-6488	NUT, TUBE COUPLING		EA	2	*	*	*	*		
P O 00982	4710-277-4508	TUBE, COPPER (9 1/4 in. required)		FT		SEE	GRP	9501			
P O 00983	4310-796-6913	VALVE DISCHARGE: blowdown assembly 2W56923 (30760)		EA	1	*	*	*	*	23	6
O 00984	5310-809-5998	WASHER, FLAT		EA	1	*	*	*	*		
O 00985	5310-010-3319	WASHER, LOCK: clamp mtg		EA	9	*	*	*	*	22	8
O 00986	5310-010-3319	WASHER, LOCK: clamp mtg	B	EA	2	*	*	*	*	22	8
00987		5012 - THROTTLING DEVICES									
X2 O 00988		BRACKET: regulator mtg 2H22391 (30760)		EA	1					24	11
X2 O 00989		BRACKET: regulator support 2W37131 (30760)		EA	1						
X2 O 00990		CONNECTOR: speed cable spring 2W35029 (30760)		EA	1					18	18
O 00991	5310-579-2163	NUT, PLAIN, HEXAGON: rod		EA	1	*	*	*	*	24	19
O 00992	5310-582-5615	NUT, PLAIN, HEXAGON: stud		EA	1	*	*	*	*	24	16
X2 O 00993		PIN, CLEVIS: end P5-16 (30760)		EA	1					24	25

(1) SMR CODE	(2) FEDERAL STOCK NUMBER	(3) DESCRIPTION	(4) UNIT OF ISSUE	(5) QTY INC IN UNIT PACK	(6) QTY INC IN UNIT	(7) 15-DAY ORGANIZATIONAL MAINTENANCE ALW				(8) ILLUS- TRATION			
										(a)	(b)		(b)
						(a)	(b)	(c)	(d)	FIG	ITEM		
INDEX NO.		Reference Number & Mfr Code	Usable on Code			1-5	6-20	21-50	51-100	NO.	NO.		
X2 O 00994		PIN, CLEVIS, W/RING: yoke 2W37132 (30760)		EA	1					18	16		
X2 O 00995		PIN, COTTER: clevis pin CP3-32X1-2 (30760)		EA	1					18	14		
X2 O 00996		PIN, COTTER: clevis pin CP1-16X7-16 (30760)		EA	1					24	26		
X2 O 00997		REGULATOR UL88R125GE (30760)		EA	1					24	29		
X2 O 00998		RING, LOCK: cable pin X1318T14 (30760)		EA	1					18	15		
X2 O 00999	5305-269-3211	ROD, LEVER: regulator to governor 2W35068 (30760)		EA	1					24	20		
O 01000		SCREW, CAP, HEXAGON READ: bracket to flywheel housing mtg		EA	4	*	*	*	*	24	3		
O 01001	5305-071-1766	SCREW, CAP, HEXAGON HEAD: regulator to bracket mtg		EA	2	*	*	*	*	24	10		
X2 O 01002		SETSCREW: connector SS10-24X1-2 (30760)		EA	1					18	13		
X2 O 01003		SPRING: regulator to governor rod 2W37052 (30760)		EA	1					24	17		
X2 O 01004		SPRING: speed cable 2W34729P1 (30760)		EA	1					18	17		
X2 O 01005	5310-705-0022	STUD: special, end to spring 2W26696P1 (30760)		EA	1	*	*	*	*	24	15		
O 01006		WASHER, FLAT: bracket mtg		EA	1	*	*	*	*	24	14		
O 01007	5310-261-7340	WASHER, LOCK: bracket mtg		EA	4	*	*	*	*	24	12		
O 01008	5310-584-5272	WASHER, LOCK: regulator mtg		EA	2	*	*	*	*	24	9		
X2 O 01009		YOKE: regulator to governor rod 2W57353 (30760)		EA	1					24	18		
X2 O 01010		YOKE: regulator to governor rod 2W57354 (30760)		EA	1					24	27		

(1) SMR CODE	(2) FEDERAL STOCK NUMBER	(3) DESCRIPTION	(4) UNIT OF ISSUE	(5) QTY INC IN UNIT PACK	(6) QTY INC IN UNIT	(7) 15-DAY ORGANIZATIONAL MAINTENANCE ALW				(8) ILLUS- TRATION	
						(a) 1-5	(b) 6-20	(c) 21-50	(d) 51-100	(a) FIG NO.	(b) ITEM NO.
01011 X2 O 01012		5014 - AIR RECEIVER ADAPTER: plug 2R22189 (30760)	EA		1					25	7
X1 01013	4310-569-9142	GASKET: tank filler cap 2W43741 (30760)	EA		1					25	6
X2 O 01014		O RING: drain plug M1HB479261 (01001)	EA		1					25	20
O 01015	5310-732-0558	NUT, PLAIN, HEXAGON	EA		2	*	*	*	*		
O 01016	5310-022-0066	NUT, PLAIN, HEXAGON: strainer mtg	EA		2	*	*	*	*	25	2
X1 01017	5330-712-7717	PACKING MATERIAL: tank reducing bushing (Component of PARTS KIT, Stock No. 4310-796-6906, See Group 5000) 1514T222C (30760)	EA		1					25	8
X2 O 01018	4310-898-1363	PLUG: filler 2W30343 (30760)	EA		1					25	5
X2 O 01019		PLUG: tank drain M1HB444746 (01001)	EA		1					25	21
X2 O 01020		STRAINER, AIR RECEIVER TANK 2H15074 (30760)	EA		1					25	4
X2 O 01021		VALVE, GLOBE GV1-2 (30760)	EA	B	1						
O 01022	5310-261-7340	WASHER, LOCK: strainer mtg	EA		2	*	*	*	*	25	3
		5015 - AIR DISCHARGE SYSTEM									
P O 01024	4820-174-0326	COCK, PLUG V44 (72661)	EA		2	*	*	*	*	26	2
P O 01025	4730-376-8490	COUPLING, HOSE: air UF75M (73273)	EA		2	*	*	*	*	26	1
X2 O 01026		NIPPLE, PIPE: valve to tank NIP1-1-4 (30760)	EA		1					26	4

(1) SMR CODE	(2) FEDERAL STOCK NUMBER	(3) DESCRIPTION	(4) UNIT OF ISSUE	(5) QTY INC IN UNIT PACK	(6) QTY INC IN UNIT	(7) 15-DAY ORGANIZATIONAL MAINTENANCE ALW				(8) ILLUS- TRATION	
						(a) 1-5	(b) 6-20	(c) 21-50	(d) 51-100	(a) FIG NO.	(b) ITEM NO.
X2 O 01027	4310-722-3356	VALVE, PRESSURE REGULATING RA125P510A (30760)	EA		1						
X1 01028		BODY: valve 2H20194 (30760)	EA		1				26	3	
X1 01029		COVER: valve 2R26641 (30760)	EA		1				26	8	
X1 01030	5330-198-6177	PACKING, PREFORMED: discharge pipe (Component of PARTS KIT, Stock No. 4310-796-6906, See Group 5000) X1514T216C (30760)	EA		1				26	7	
X2 O 01031	5305-269-3211	PLUG, PIPE PP1-14NP (30760)	EA		1				26	12	
X2 O 01032		RING: valve X1440T18A (30760)	EA		1				26	5	
O 01033		SCREW: cover mtg	EA		2	*	*	*	*	26	10
X2 O 01034	5310-261-7340	SPRING: valve 2W56947 (30760)	EA		1				26	6	
X2 O 01035		VALVE 2R26640 (30760)	EA		1				26	11	
O 01036		WASHER, LOCK: cover mtg	EA		2	*	*	*	*	26	9
01037 01038	GROUP 76 - FIRE FIGHTING EQUIPMENT 7603 - FIRE EXTINGUISHERS										
P O 01039	4210-555-8837	EXTINGUISHER, FIRE, MONOBROHOTRIFLUOROMETHANE	EA		1	*	*	*	*		
P O 01040	4210-708-0031	CYLINDER, FIRE EXTINGUISHER	EA		1	*	2	2	2		
P O 01041	4210-779-3516	SEAL, FIRE EXTINGUISHER, SELF-LOCKING	EA		1	*	2	2	2		
O 01042	5305-068-0501	SCREW, CAP, HEXAGON HEAD: extinguisher mtg	EA		4	*	*	*	*		
O 01043	5310-010-3319	WASHER:-LOCK: extinguisher mtg	EA		4	*	*	*	*		

(1) SMR CODE	(2) FEDERAL STOCK NUMBER	(3) DESCRIPTION  Reference Number & Mfr Code Usable on Code		(4) UNIT OF ISSUE	(5) QTY INC IN UNIT PACK	(6) QTY INC IN UNIT	(7) 15-DAY ORGANIZATIONAL MAINTENANCE ALW				(8) ILLUS- TRATION	
							(a) 1-5	(b) 6-20	(c) 21-50	(d) 51-100	(a) FIG NO.	(b) ITEM NO.
01044		GROUP 95 - GENERAL USE STANDARDIZED PARTS										
01045 P O	4720-200-0361	9501 - BULK MATERIAL HOSE, RUBBER		FT			*	*	*	*		
01046 P O	4720-278-1111	HOSE, RUBBER		FT			*	*	*	*		
01047 P O	4720-289-5213	HOSE, RUBBER		FT			*	*	*	*		
01048 P O	5330-270-8469	PAPER, GASKET		YD			*	*	*	*		
01049 P O	4710-278-5381	PIPE, STEEL		FT			*	*	*	*		
01050 P O	9515-288-6141	STEEL PLATE, CARBON		PM			*	*	*	*		
01051 P O	6810-249-9354	SULPHURIC ACID		GAL			*	*	*	2		
01052 P O	4710-277-5522	TUBE, COPPER		FT			*	*	*	*		
01053 P O	4710-277-5526	TUBE, COPPER		FT			*	*	*	2		
01054 P O	4710-277-5527	TUBE, COPPER		FT			*	*	*	*		
01055 P O	4710-277-5529	TUBE, COPPER		FT			*	*	*	2		
01056 P O	4710-277-4508	TUBE, COPPER		FT			*	*	2	2		
01057 P O	4710-277-7581	TUBE, COPPER		FT			*	*	*	2		
01058 P O	6145-254-6117	WIRE, ELECTRICAL		FT			*	*	2	2		
01059 01060		GROUP 99 - PARTS PECULIAR										
01061		9901 - MULTI-LISTED PARTS										
X2 O 01062	4820-026-8473	COCK, DRAIN 211280 (79470)		EA		2						
X2 O 01063		GROMMET 2W37149 (30760)		EA		4						



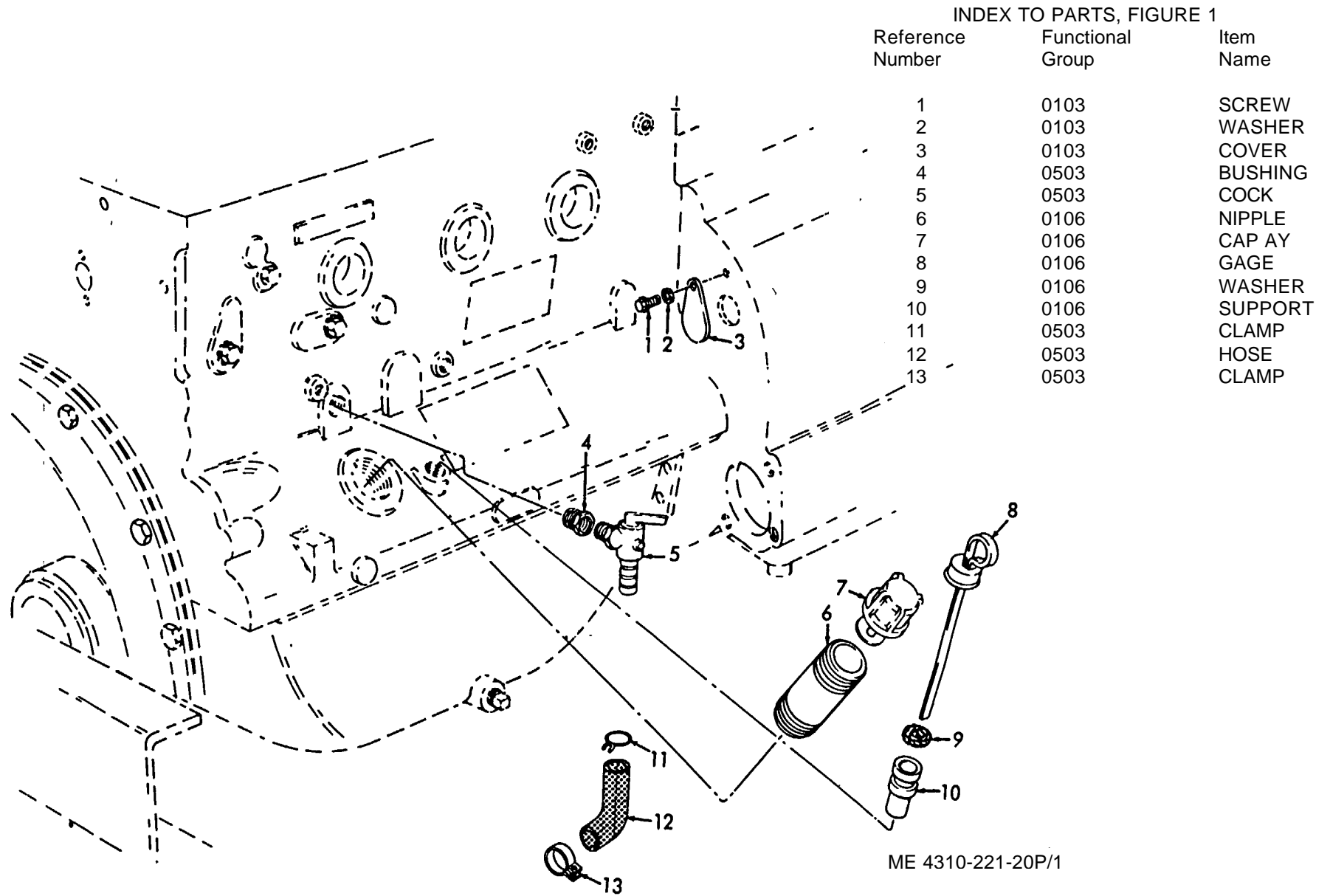
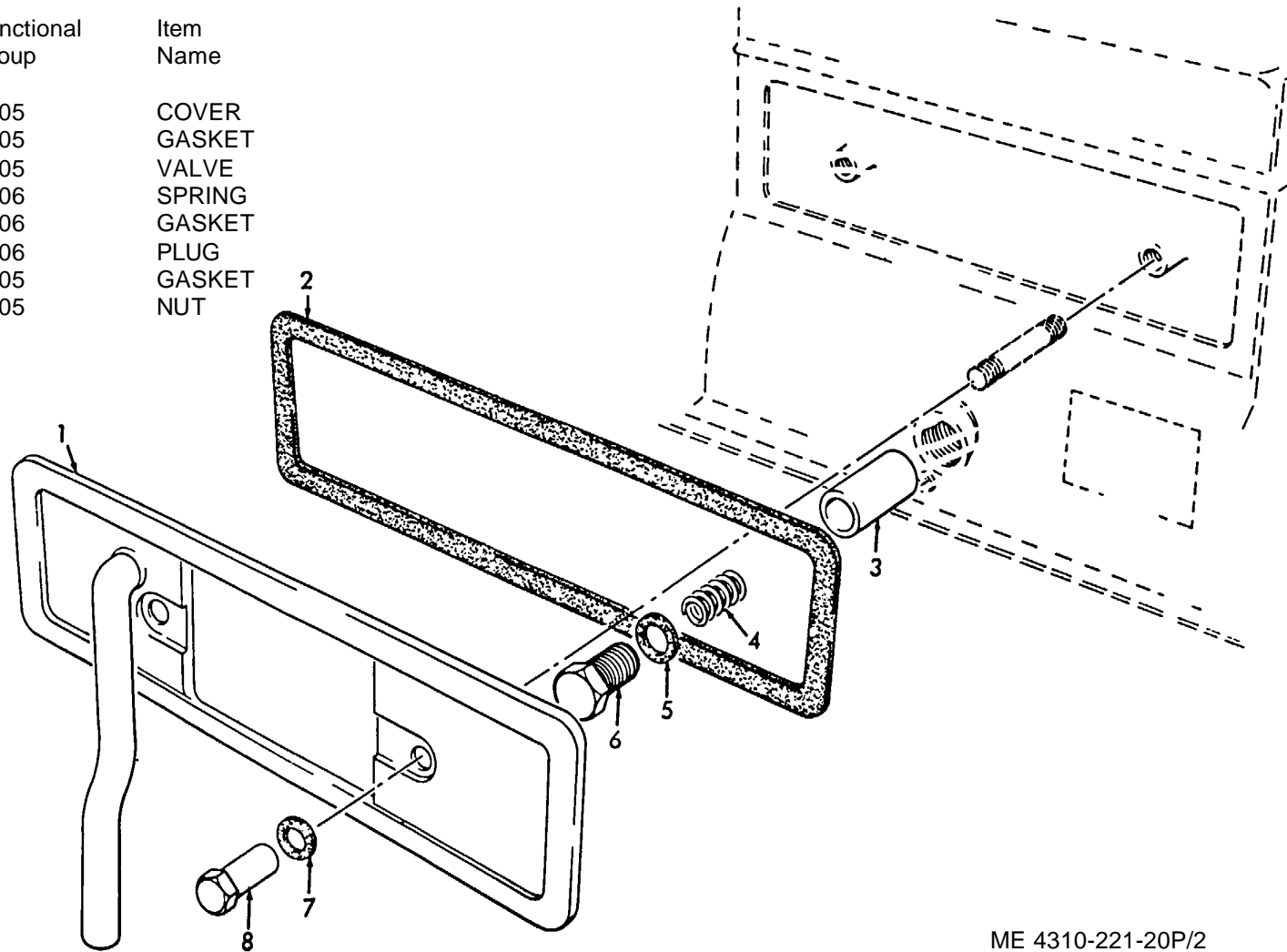


Figure 1. Oil Filler Cap and Gage.

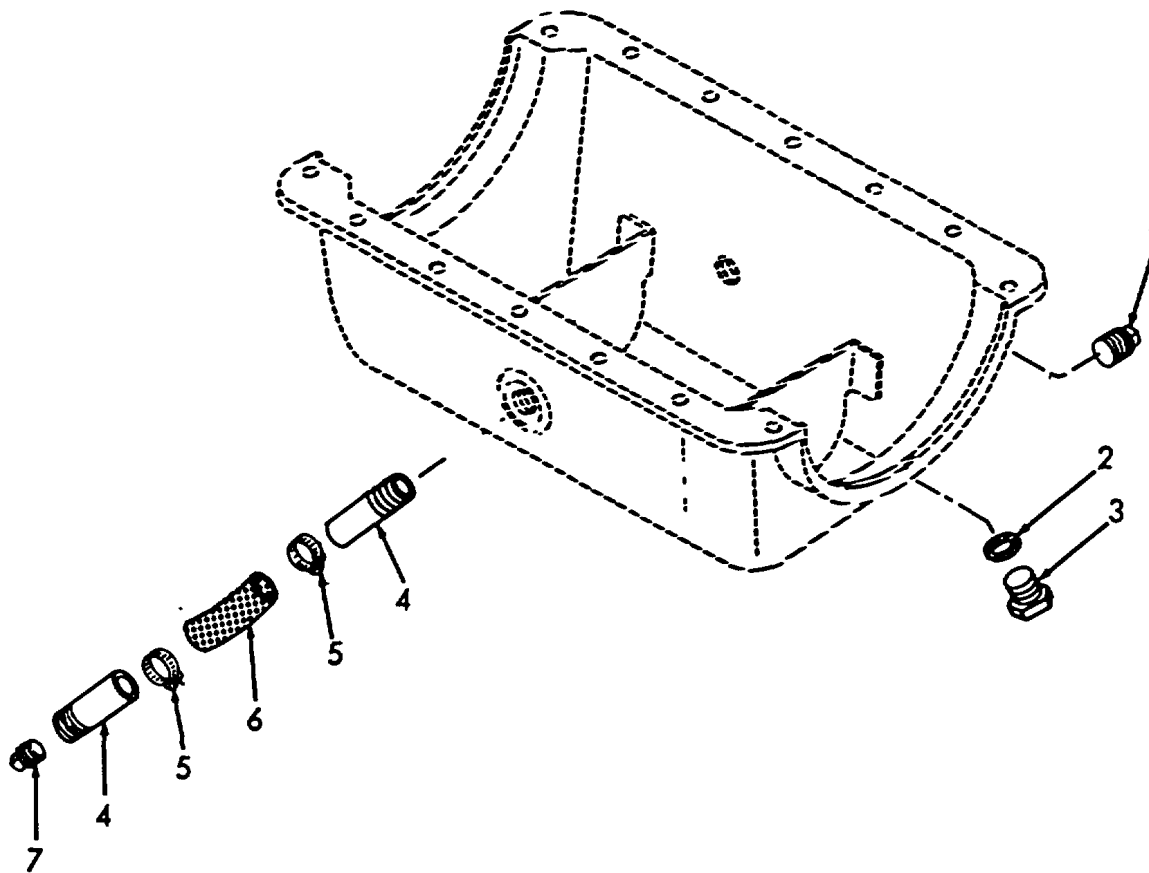
INDEX TO PARTS, FIGURE 2

Reference Number	Functional Group	Item Name
1	0105	COVER
2	0105	GASKET
3	0105	VALVE
4	0106	SPRING
5	0106	GASKET
6	0106	PLUG
7	0105	GASKET
8	0105	NUT



ME 4310-221-20P/2

Figure 2. Valve Cover.

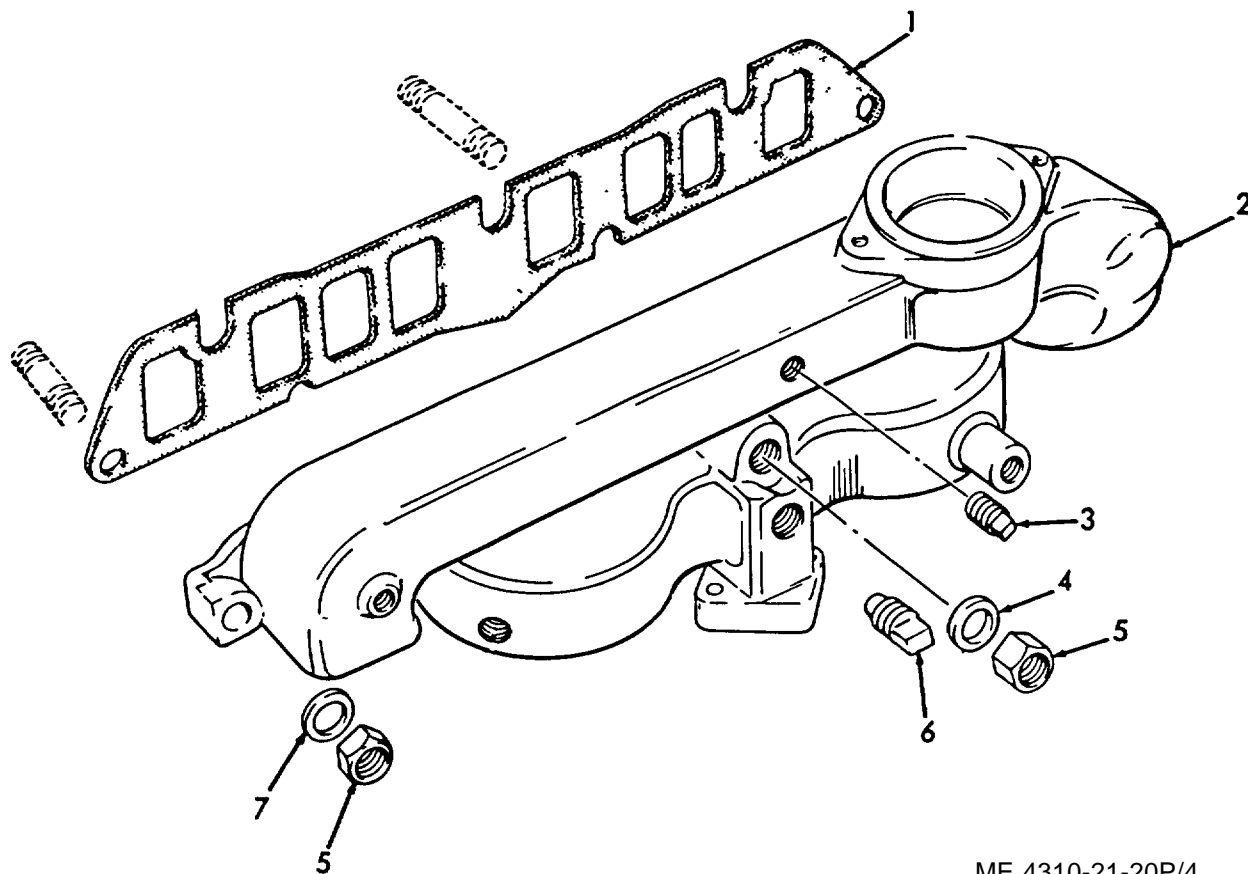


ME 4310-221-20P/3

INDEX TO PARTS, FIGURE 3

Reference Number	Functional Group	Item Name
1	0106	PLUG
2	0106	GASKET
3	0106	PLUG
4	0106	NIPPLE
5	0106	CLAMP
6	0106	HOSE
7	0106	PLUG

Figure 3. Oil Pan Line and Fitting.

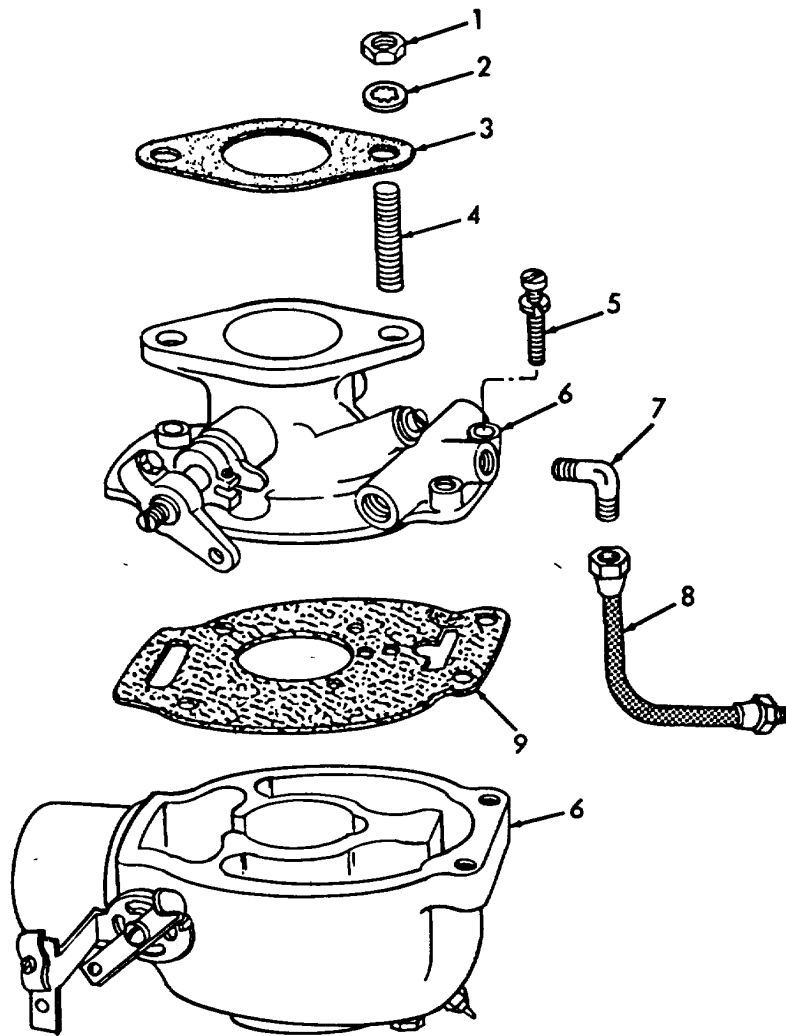


ME 4310-21-20P/4

Figure 4. Manifold.

INDEX TO PARTS, FIGURE 4

Reference Number	Functional Group	Item Name
1	0108	GASKET
2	0108	MANIFOLD
3	0108	PLUG
4	0108	WASHER
5	0108	NUT
6	0108	PLUG
7	0108	WASHER



ME 4310-221-35P/10

Figure 5. Carburetor.

INDEX TO PARTS, FIGURE 5

Reference Number	Functional Group	Item Name
1	0301	NUT
2	0301	WASHER
3	0301	GASKET
4	0301	STUD
5	0301	SCREW
6	0301	CARBURETOR
7	0306	ELBOW
8	0306	HOSE AY
9	0306	GASKET

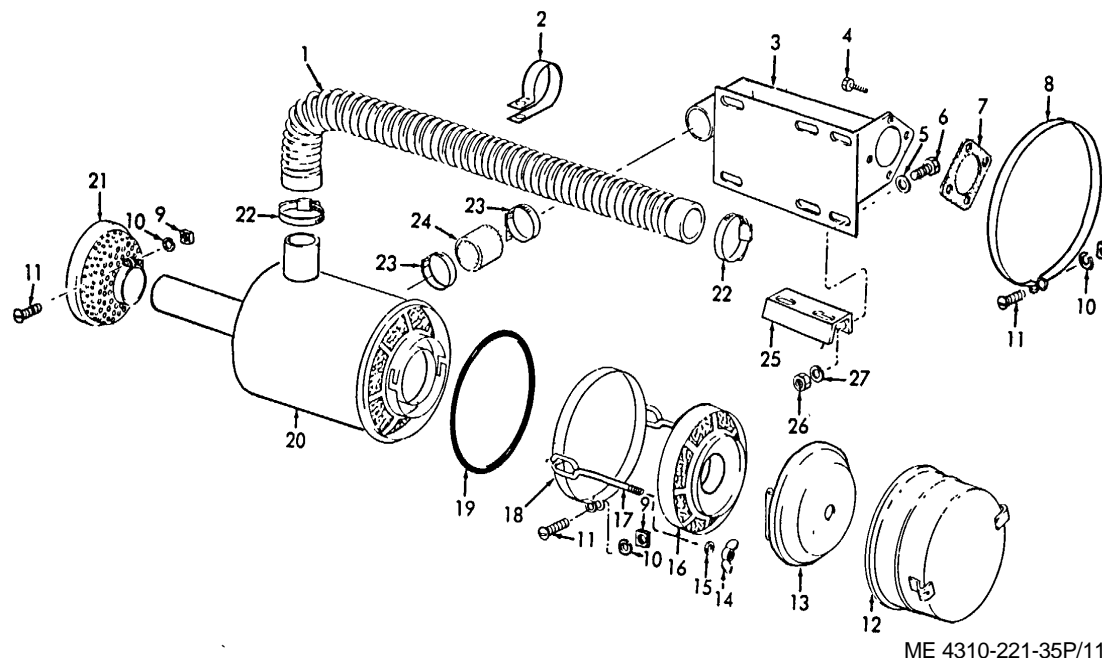


Figure 6. Air Cleaner.

INDEX TO PARTS, FIGURE 6					
Reference Number	Functional Group	Item Name	Reference Number	Functional Group	Item Name
1	0304	TUBE	15	0304	WASHER
2	0304	CLAMP	16	0304	PREFILTER
3	5008	ELBOW	17	0304	ROD AY
4	5008	SCREW	18	0304	ROD AND BAND AY
5	0304	WASHER	19	0304	GASKET
6	0304	SCREW	20	0304	BODY AY
7	5008	GASKET	21	0304	CAP
8	0304	BAND	22	0304	CLAMP
9	0304	NUT	23	5008	CLAMP
10	0304	WASHER	24	5008	HOSE
11	0304	SCREW	25	0304	BRACKET
12	0304	CUP	26	0304	NUT
13	0304	DISC	27	0304	WASHER
14	0304	NUT			

INDEX TO PARTS, FIGURE 7

Reference Number	Functional Group	Item Name
1	4702	GAGE
2	0306	CAP
3	0306	STRAINER ELEMENT
4	0306	TANK
5	0306	STRAP
6	0306	RIVET
7	0306	LINING
8	0306	SADDLE
9	0306	STRIP
10	0306	NUT
11	0306	NUT
12	0306	WASHER
13	0306	CLAMP
14	0306	SCREW
15	0306	DRAIN LINE AY
16	0306	COCK
17	0306	ELBOW
18	0306	VALVE
19	0306	TUBING
20	0306	CLAMP
21	0306	SCREW
22	0306	ELBOW

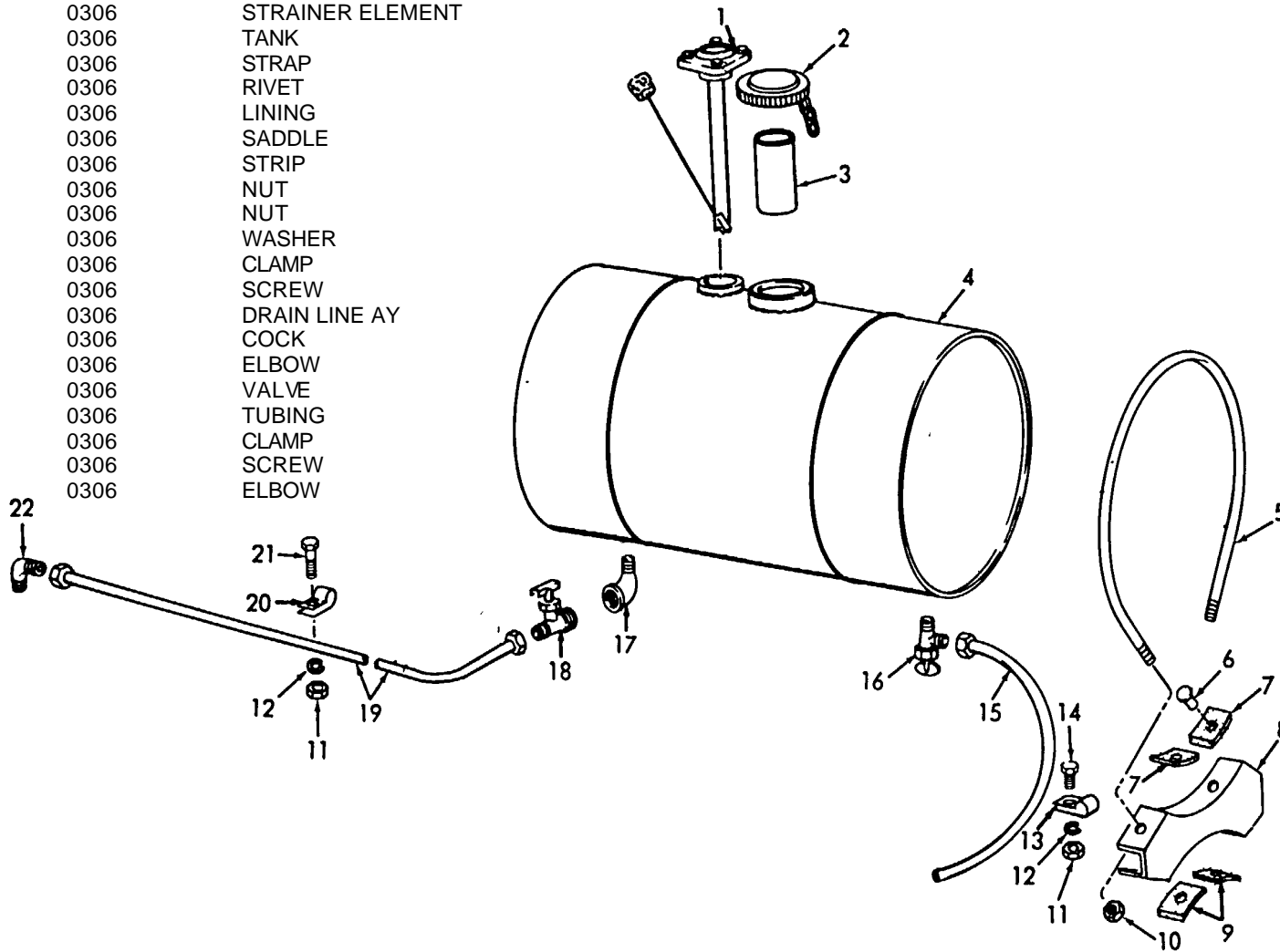
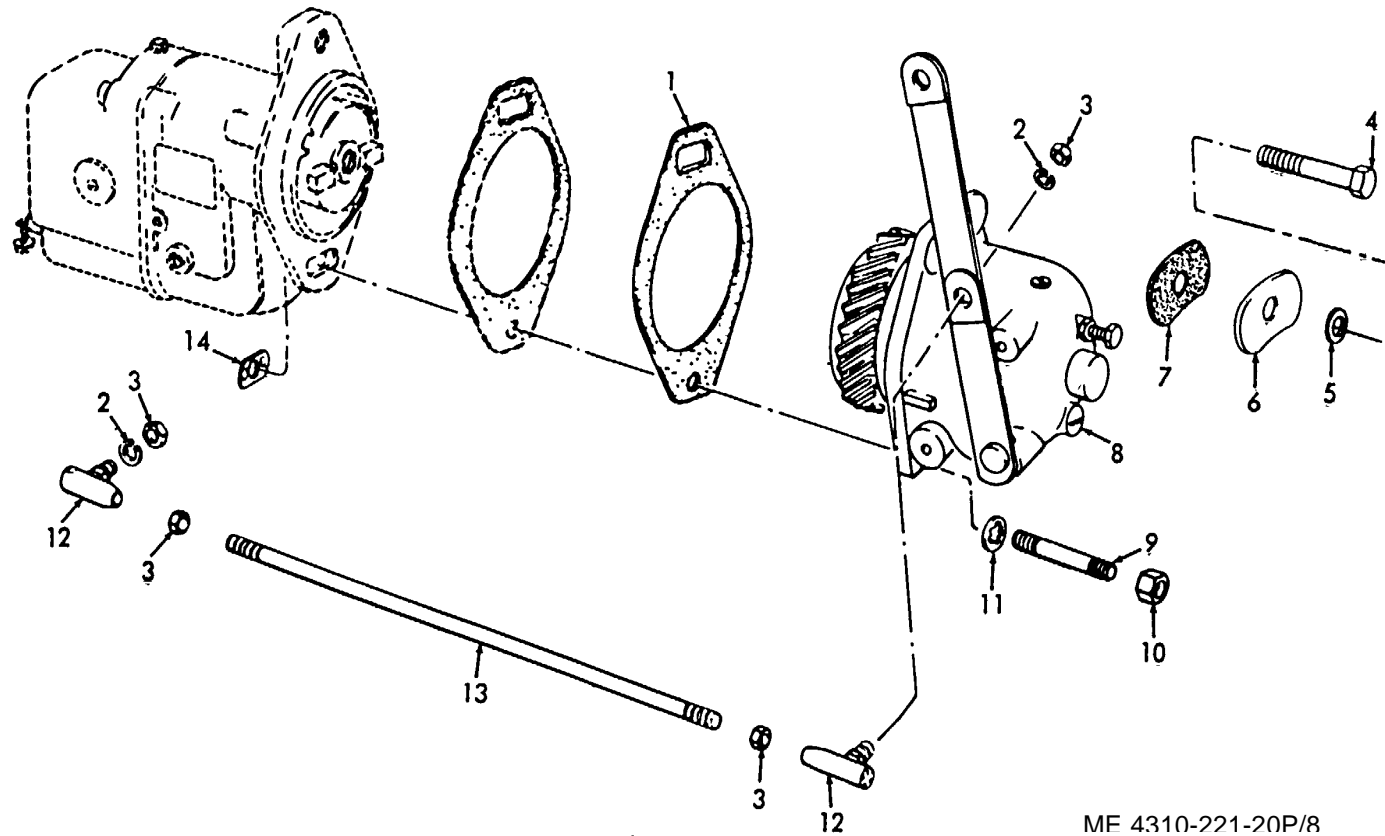


Figure 7. Gas Tanks and Lines.

ME 4310-221-35P/12

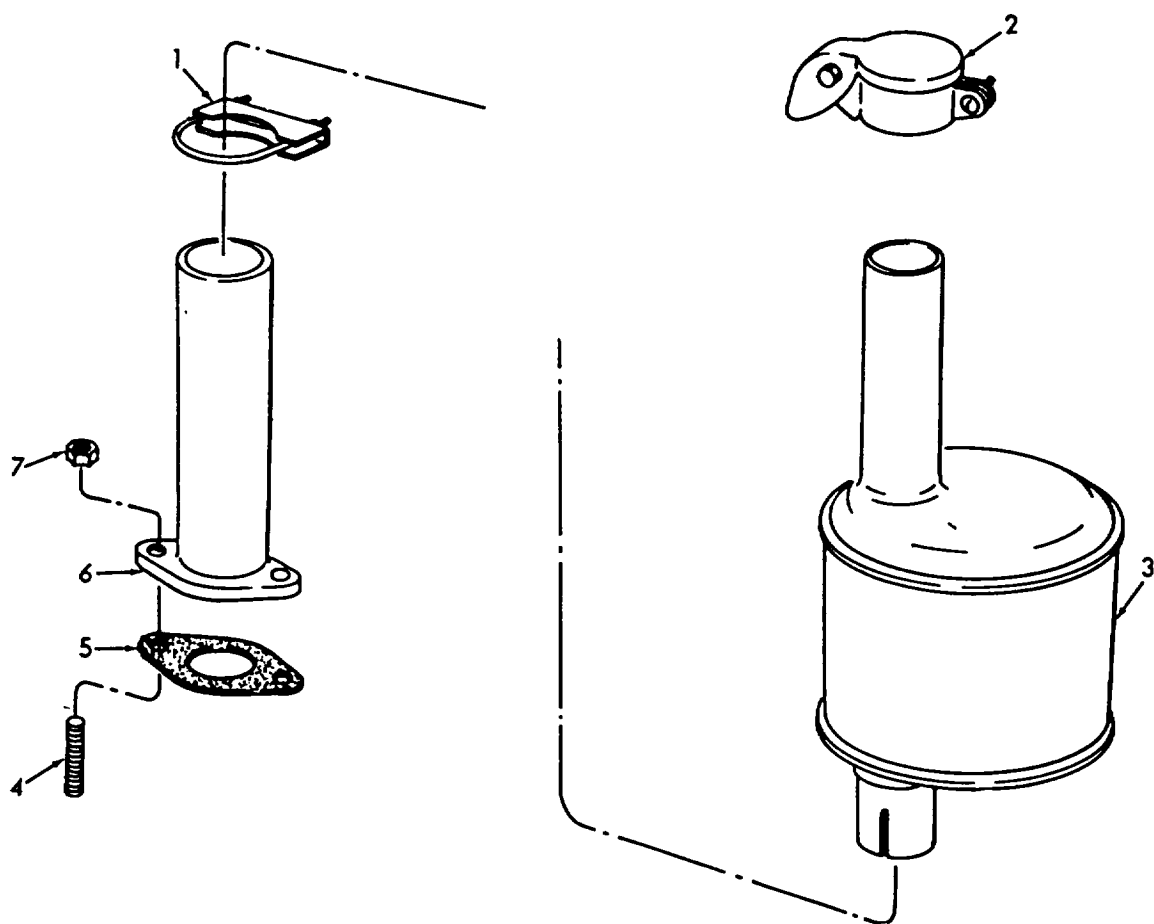


ME 4310-221-20P/8

Figure 8. Governor.

INDEX TO PARTS, FIGURE 8						
Reference Number	Functional Group	Item Name	Reference Number	Functional Group	Item Name	
1	0308	GASKET	8	0308	GOVERNOR AY	
2	0308	WASHER	9	0308	STUD	
3	0308	NUT	10	0308	NUT	
4	0308	SCREW	11	0308	WASHER	
5	0308	WASHER	12	0308	BALL JOINT	
6	0308	COVER	13	0308	ROD	
7	0308	GASKET	14	0308	NUT	





ME 4310-221-35P/15

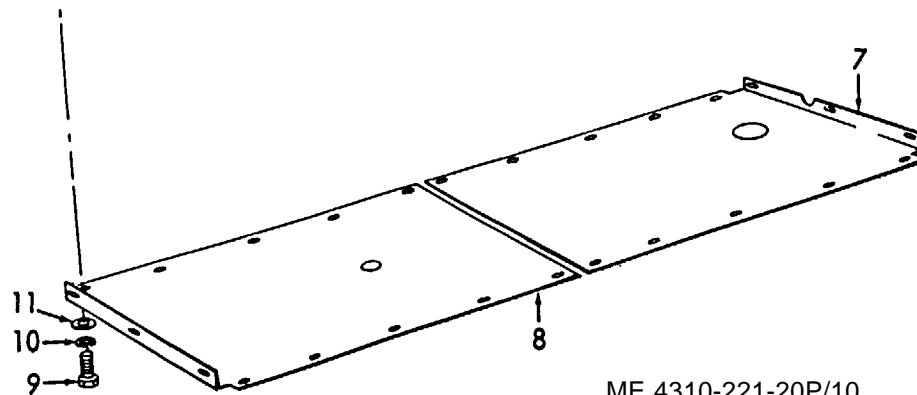
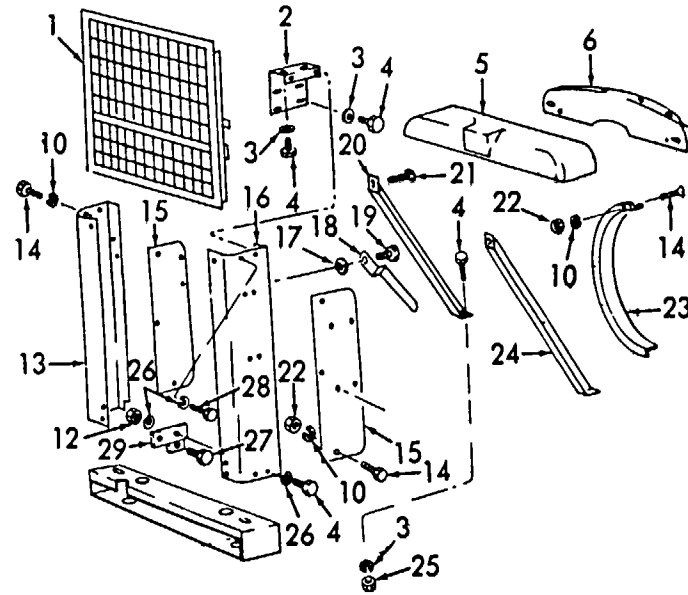
Figure 9. Muffler.

INDEX TO PARTS, FIGURE 9

Reference Number	Functional Group	Item Name
1	0401	CLAMP
2	0401	COVER
3	0401	MUFFLER
4	0108	STUD
5	0401	GASKET
6	0401	PIPE
7	0401	NUT

INDEX TO PARTS, FIGURE 10

Reference Number	Functional Group	Item Name
1	0501	GUARD AY
2	0501	BRACKET
3	0501	WASHER
3	1801	WASHER
4	0501	SCREW
4	1801	SCREW
5	0501	COVER
6	1801	SUPPORT
7	1501	PAN
8	1501	PAN
9	1501	SCREW
10	0502	WASHER
10	1501	WASHER
11	1501	WASHER
12	1801	NUT
13	1801	HOUSING
14	0502	SCREW
15	0502	WING
16	1801	HOUSING
17	0501	WASHER
17	1801	WASHER
18	1801	ARM
19	1801	SCREW
20	0501	BRACE
21	0501	SCREW
22	0502	NUT
23	0502	SHROUD
24	0501	BRACE
25	0501	NUT
26	1801	WASHER
27	1801	SCREW
28	1801	SCREW
29	1801	BRACKET

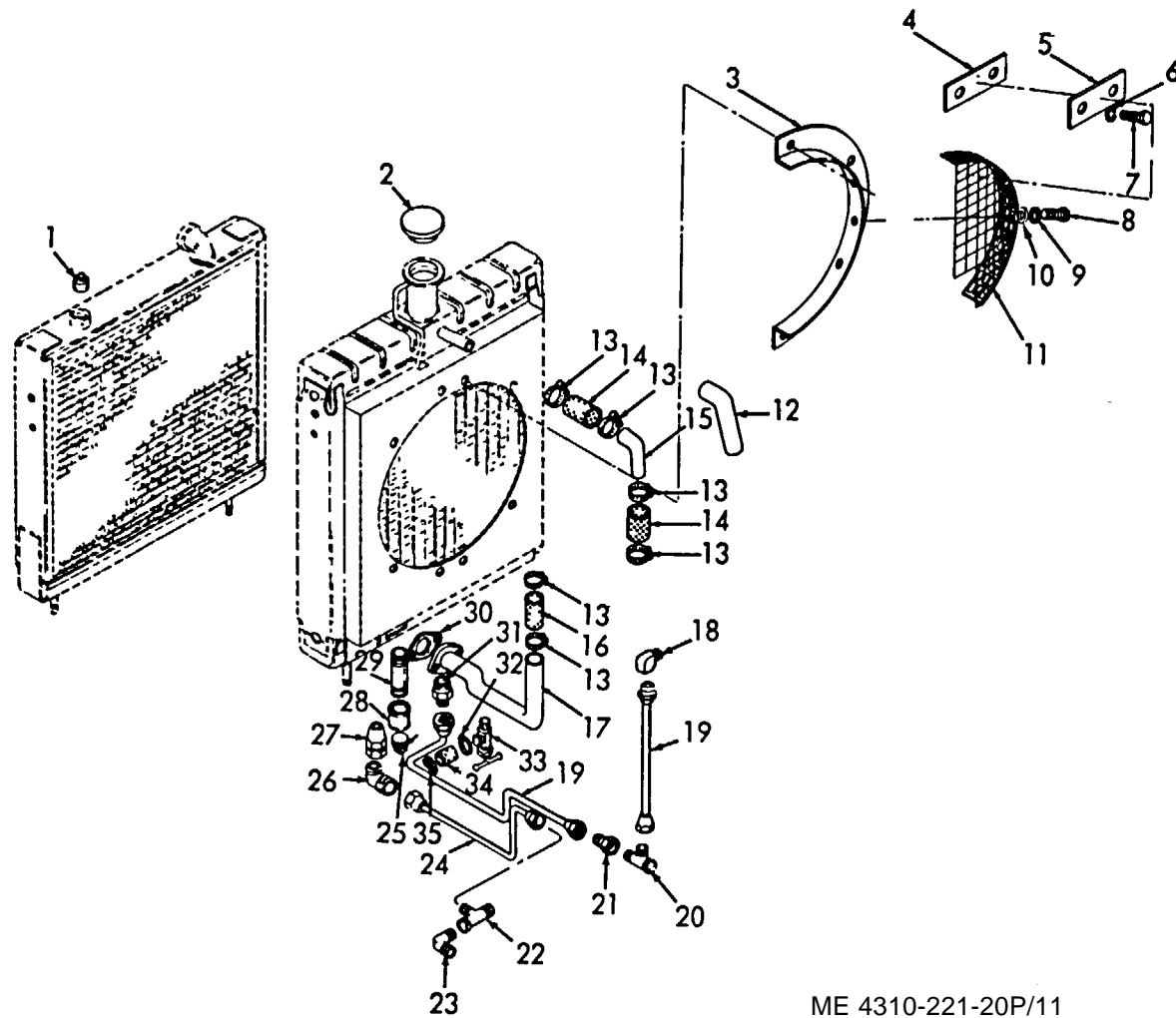


ME 4310-221-20P/10

Figure 10. Radiator Guard and Braces.

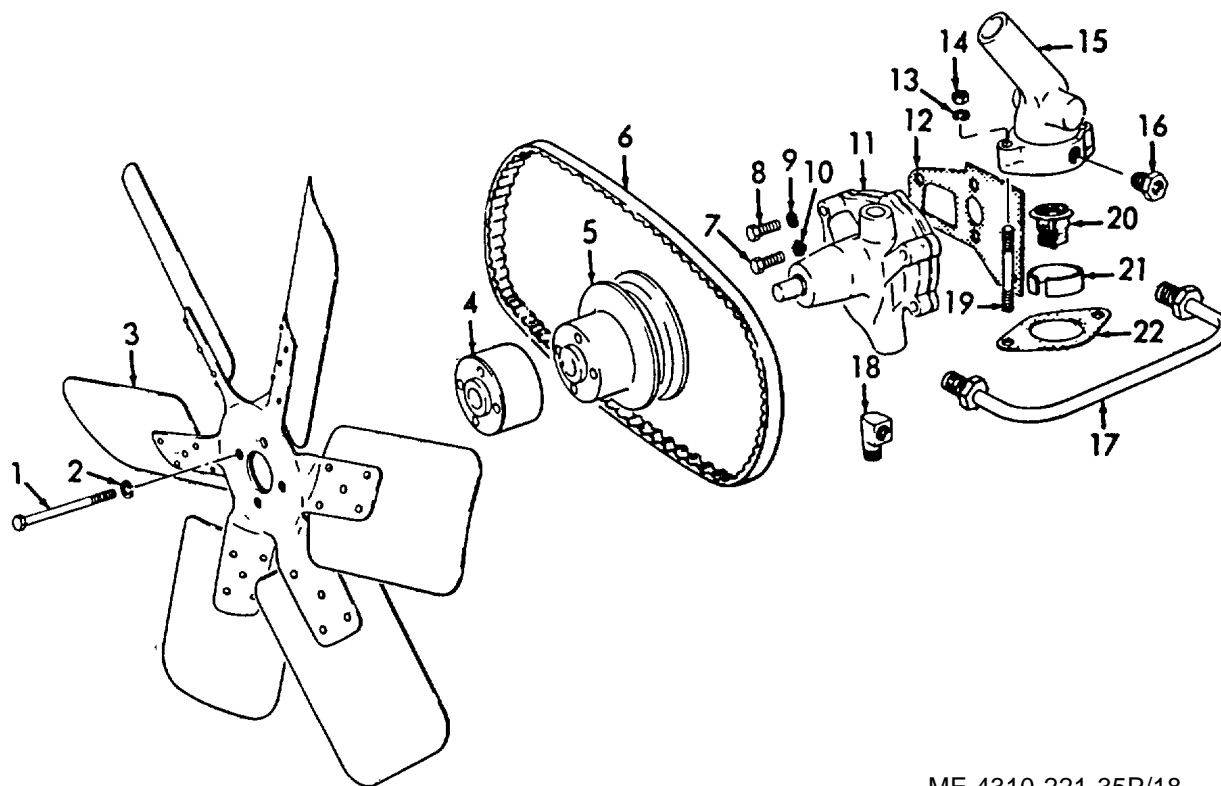
INDEX TO PARTS, FIGURE 11

Reference Number	Functional Group	Item Name
1	5006	PLUG
2	0501	CAP
3	0502	SHROUD
4	0501	SUPPORT
5	0501	SUPPORT
6	0501	WASHER
7	0501	SCREW
8	0505	SCREW
9	0505	WASHER
10	0505	WASHER
11	0505	GUARD
12	0503	ELBOW
13	0503	CLAMP
14	0503	HOSE
15	0503	ELBOW
16	0503	HOSE
17	0503	ELBOW
18	0106	ELBOW
19	0106	TUBING AY
20	0106	TEE
21	0106	ADAPTER
22	0106	TEE
23	0106	ELBOW
24	0106	TUBING AY
25	0501	PLUG
26	0106	ELBOW
27	0106	VALVE
28	0501	COUPLING
29	0501	NIPPLE
30	0503	GASKET
31	0106	ADAPTER
32	0503	CLAMP
33	0503	COCK
34	0503	HOSE
35	0503	CLAMP



ME 4310-221-20P/11

Figure 11. Radiator Lines and Oil Cooler Lines.

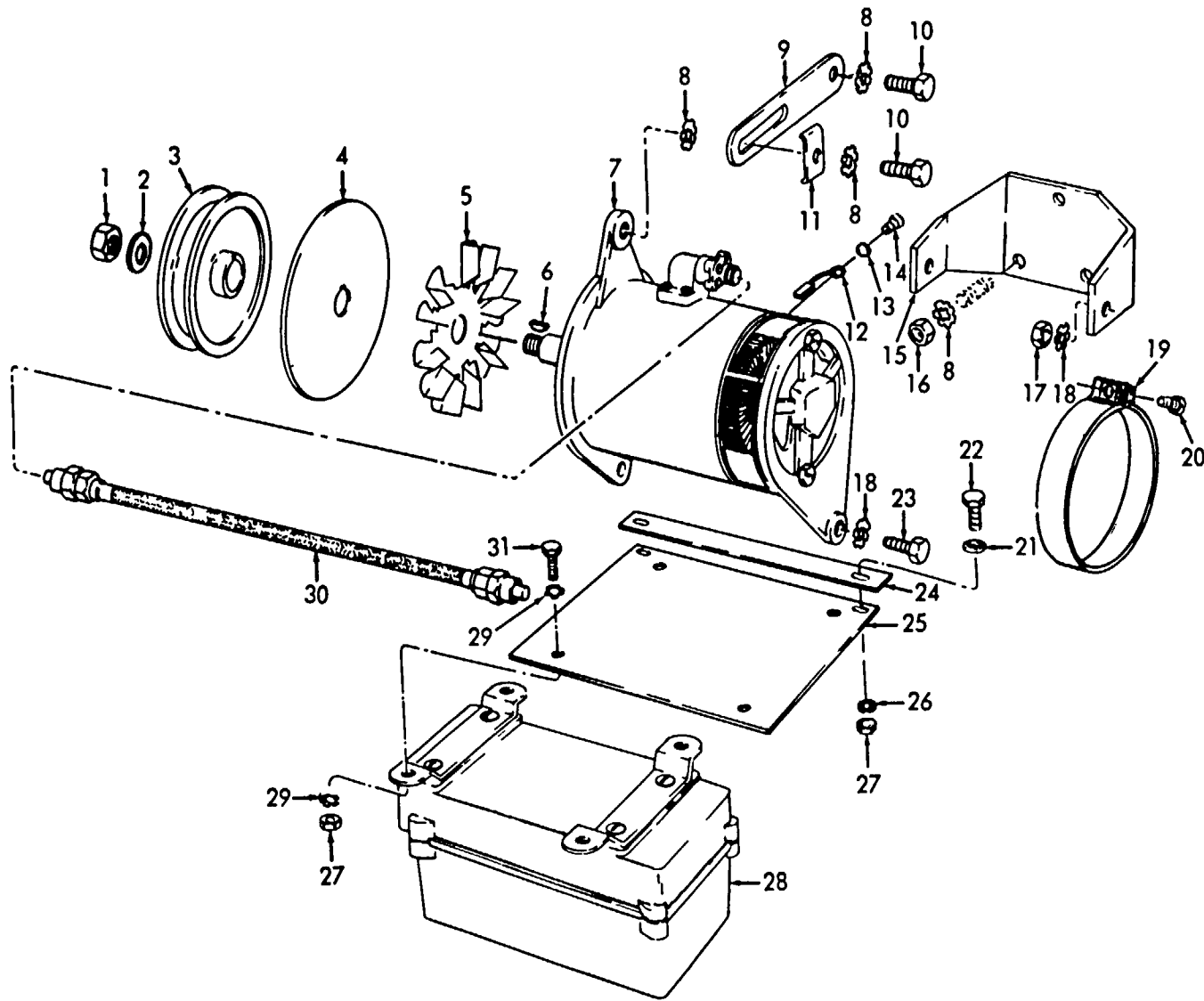


ME 4310-221-35P/18

Figure 12. Water Pump and Fan.

INDEX TO PARTS, FIGURE 12

Reference Number	Functional Group	Item Name	Reference Number	Functional Group	Item Name
1	0505	BOLT	12	0504	GASKET
2	0505	WASHER	13	0503	WASHER
3	0505	FAN	14	0503	NUT
4	0505	SPACER	15	0503	ELBOW
5	0504	HUB	16	0503	ADAPTER
6	0505	BELT-V	17	0503	LINE AY
7	0504	SCREW	18	0503	ELBOW
8	0504	SCREW	19	0101	STUD
9	0504	WASHER	20	0503	THERMOSTAT
10	0504	WASHER	21	0503	COVER
11	0504	PUMP	22	0503	GASKET

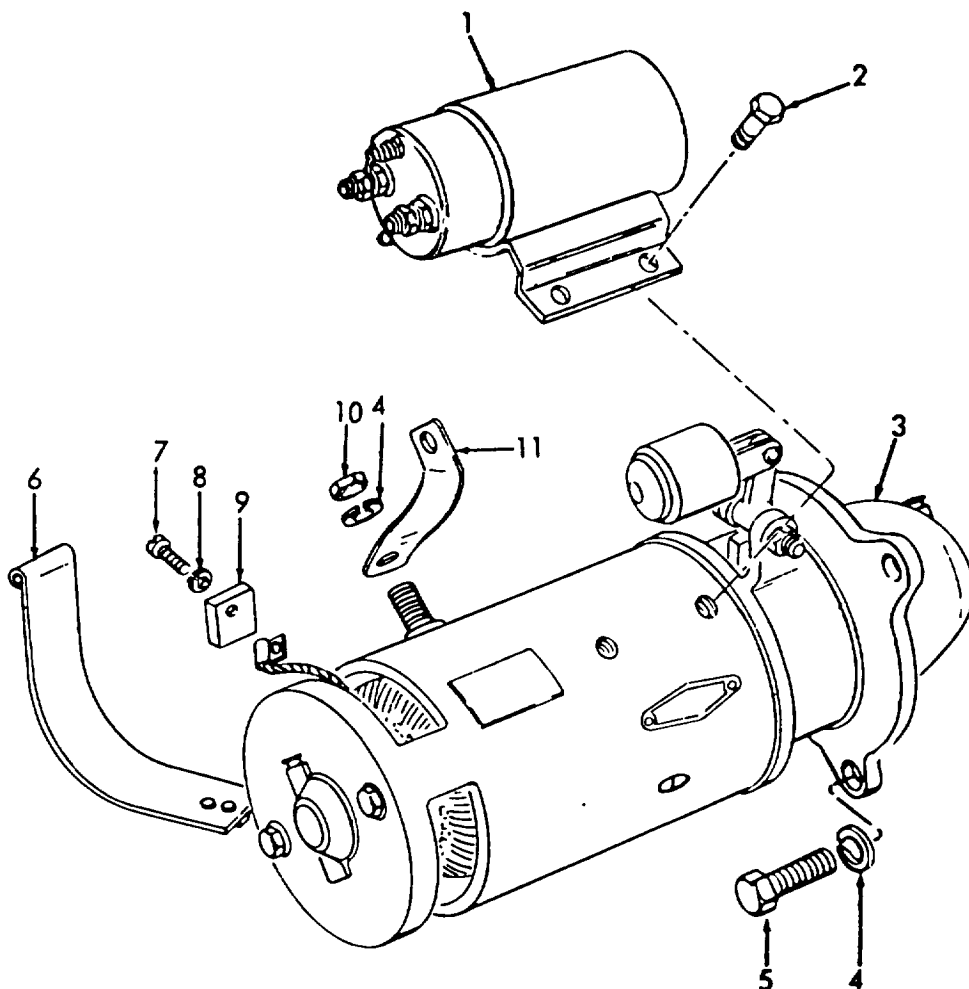


ME 4310-221-35P/20

Figure 13. Generator and Regulator.

INDEX TO PARTS, FIGURE 13

Reference Number	Functional Group	Item Name
1	0601	NUT
2	0601	WASHER
3	0601	PULLEY
4	0601	BAFFLE
5	0601	FAN
6	0601	KEY
7	0601	GENERATOR
8	0601	WASHER
9	0601	STRAP
10	0601	SCREW
11	0601	SEAT
12	0601	BRUSH
13	0601	WASHER
14	0601	SCREW
15	0601	BRACKET
16	0601	NUT
17	0601	NUT
18	0601	WASHER
19	0601	BAND
20	0601	SCREW
21	0602	WASHER
22	0602	SCREW
23	0601	SCREW
24	0602	SPACER
25	0602	PLATE
26	0602	WASHER
27	0602	NUT
28	0602	REGULATOR AY
29	0602	WASHER
30	0601	CABLE AY
31	0602	SCREW

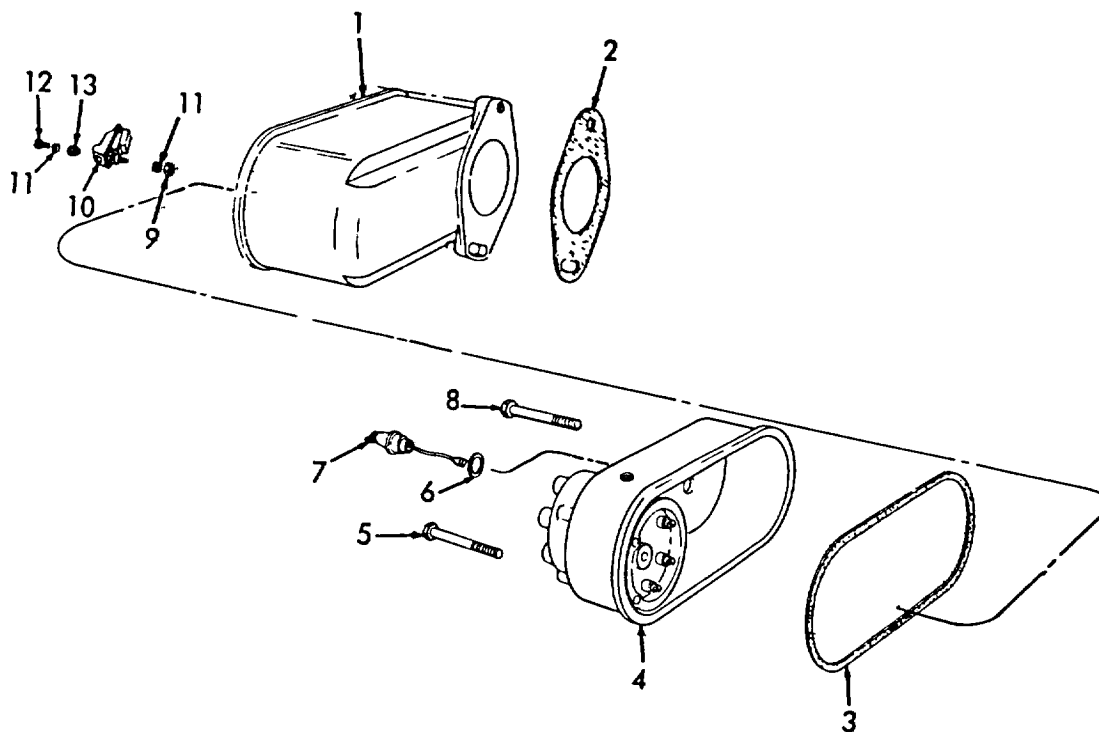


ME 4310-221-35P/22

Figure 14. Starter and Switch.

INDEX TO PARTS, FIGURE 14

Reference Number	Functional Group	Item Name
1	0603	RELAY
2	0603	BOLT
3	0603	MOTOR
4	0603	WASHER
5	0603	SCREW
6	0603	COVER
7	0603	SCREW
8	0603	WASHER
9	0603	BRUSH
10	0603	NUT
11	0603	LINK



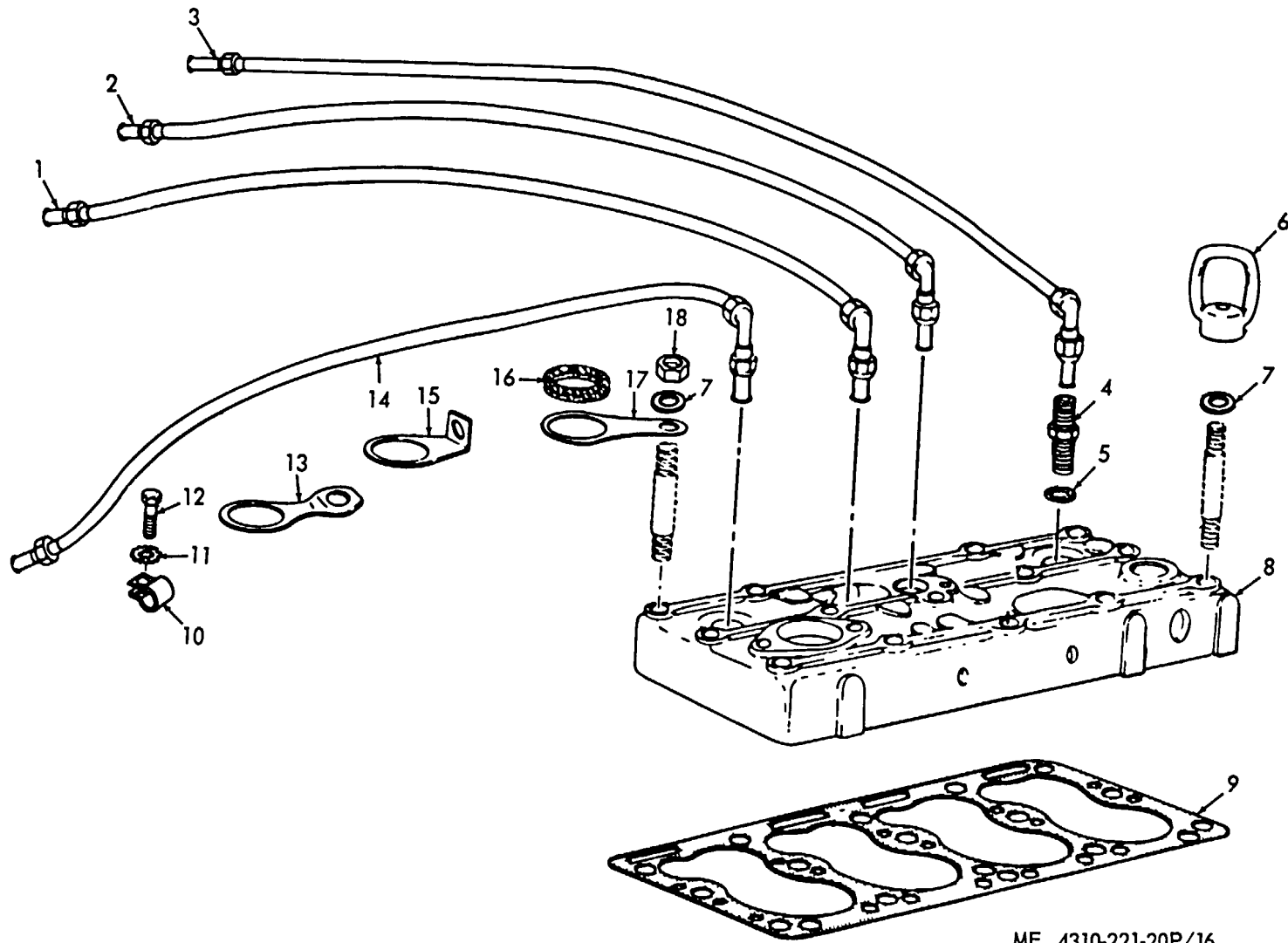
ME 4310-221-20P/15

Figure 15. Magneto.

INDEX TO PARTS, FIGURE 15

Reference Number	Functional Group	Item Name
1	0605	FRAME
2	0605	GASKET
3	0605	GASKET
4	0605	CAP
5	0605	SCREW
6	0605	SEAL
7	0605	CONDENSER
8	0605	SCREW
9	0605	NUT
10	0605	POINT SET
11	0605	WASHER
12	0605	SCREW
13	0605	WASHER



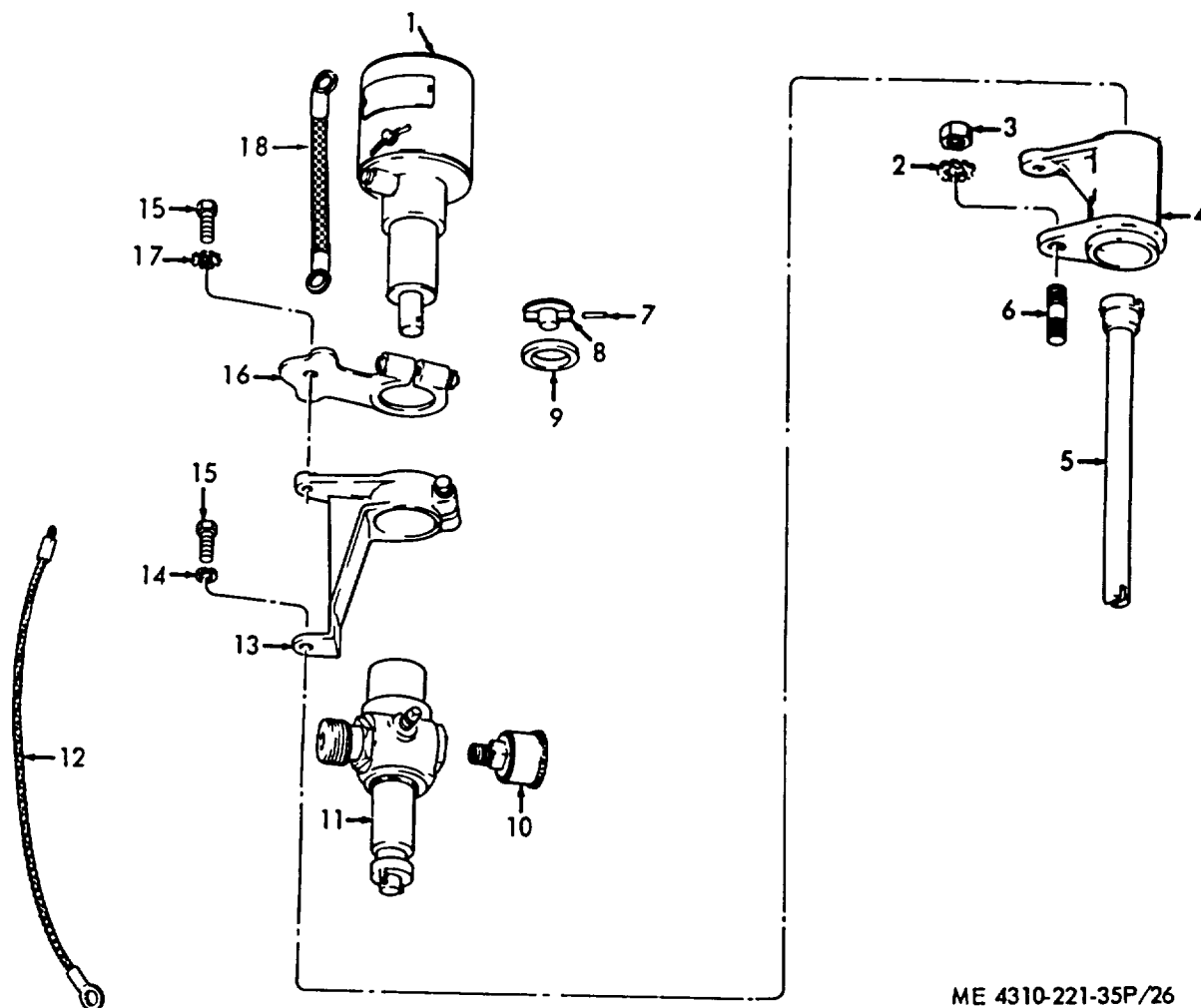


ME 4310-221-20P/16

Figure 16. Cylinder Head, Spark Plug, and Cables.

INDEX TO PARTS, FIGURE 16

Reference Number	Functional Group	Item Name	Reference Number	Functional Group	Item Name
1	0605	LEAD AY	10	0605	CLIP
2	0605	LEAD AY	11	0504	WASHER
3	0605	LEAD AY	12	0504	SCREW
4	0605	SPARK PLUG	13	0605	SUPPORT
5	0605	GASKET	14	0605	LEAD AY
6	0100	NUT	15	0605	BRACKET
7	0101	WASHER	16	0605	GROMMET
8	0101	CYLINDER HEAD	17	0605	SUPPORT
9	0101	GASKET	18	0101	NUT

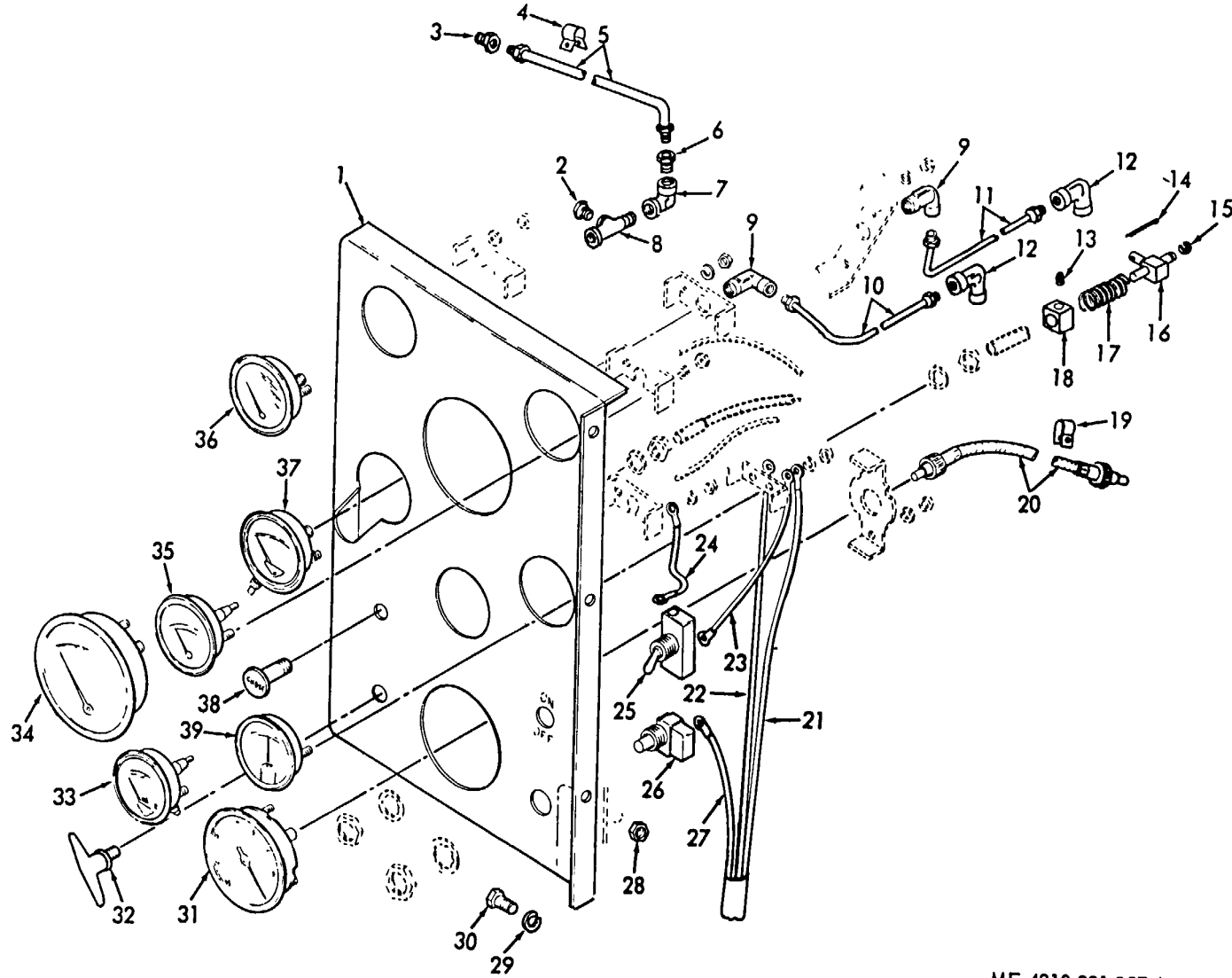


ME 4310-221-35P/26

Figure 17. Overspeed Governor and Tachometer Drive.

INDEX TO PARTS, FIGURE 17

Reference Number	Functional Group	Item Name	Reference Number	Functional Group	Item Name
1	0606	GOVERNOR	11	4701	ADAPTER
2	4701	WASHER	12	0606	WIRE AY
3	4701	NUT	13	4701	CLAMP
4	4701	ADAPTER	14	4701	WASHER
5	4701	SHAFT AY	15	0606	SCREW
6	0101	STUD	15	4701	SCREW
7	0606	PIN	16	0606	CLAMP
8	0606	CLUTCH	17	0606	WASHER
9	0606	SPACER	18	0606	WIRE AY
10	4701	CUP			



ME 4310-221-35P/27

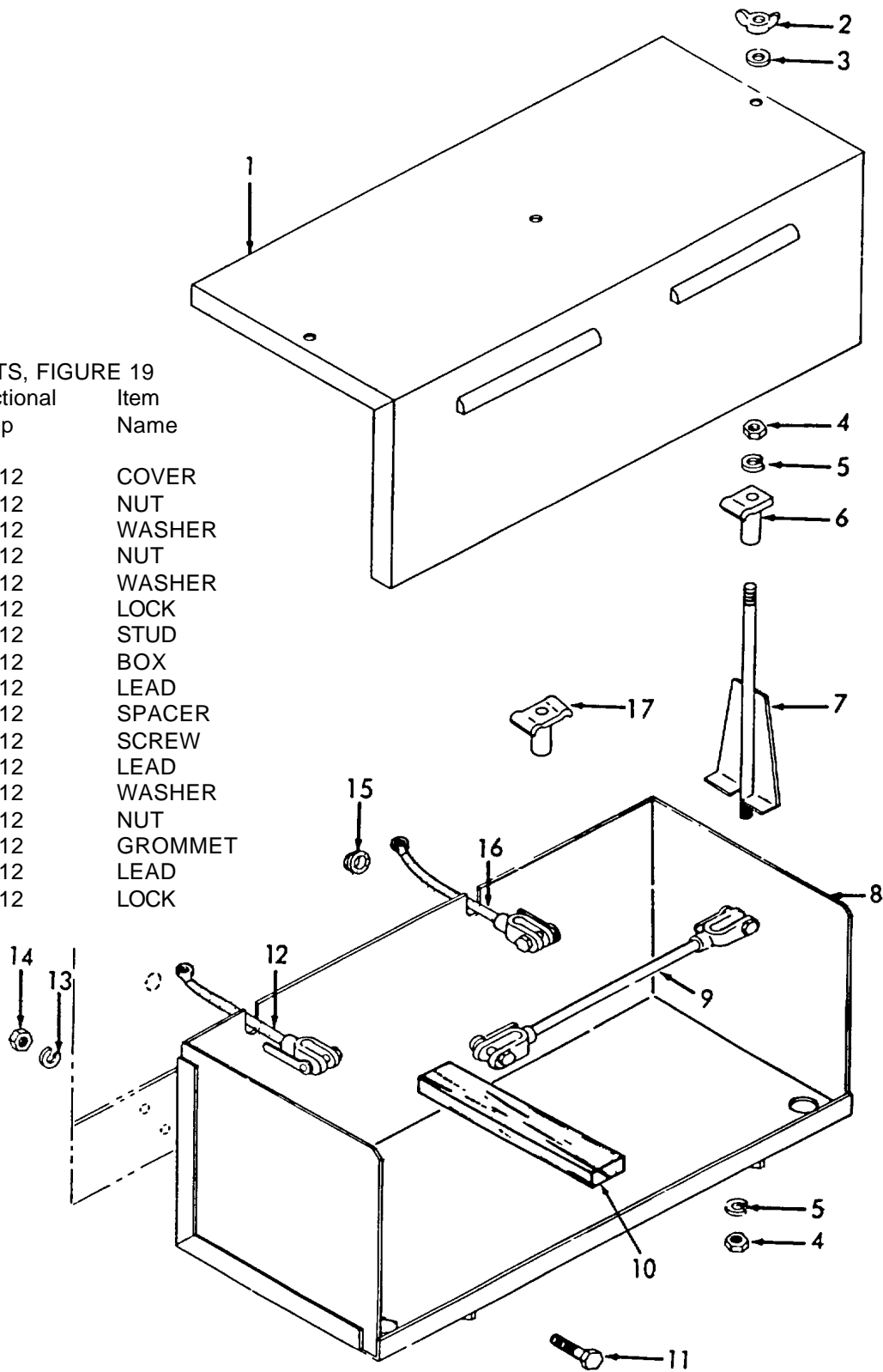
Figure 18. Instrument Panel and Gages.

INDEX TO PARTS, FIGURE 18

Reference Number	Functional Group	Item Name	Reference Number	Functional Group	Item Name
1	0607	PANEL	21	0607	WIRE AY
2	4702	PLUG	22	0607	WIRE AY
3	4702	ADAPTER	23	0607	WIRE AY
4	4702	CLAMP	24	0607	WIRE AY
5	4702	TUBING AY	25	0607	SWITCH
6	4702	BUSHING	26	0607	BUTTON
7	4702	ELBOW	27	0607	WIRE AY
8	4702	TEE	28	0607	NUT
9	4702	ELBOW	29	0607	WASHER
10	4702	TUBING AY	30	0607	BOLT
11	4702	TUBING AY	31	4701	TACHOMETER
12	4702	ELBOW	32	0312	CABLE
13	5012	SETSCREW	33	4702	THERMOMETER
14	5012	PIN	34	4702	GAGE
15	5012	RING	35	4702	INDICATOR
16	5012	PIN	36	4702	GAGE
17	5012	SPRING	37	4702	INDICATOR
18	5012	CONNECTOR	38	0312	WIRE
19	4701	CLAMP	39	0607	AMMETER
20	4701	SHAFT AY			

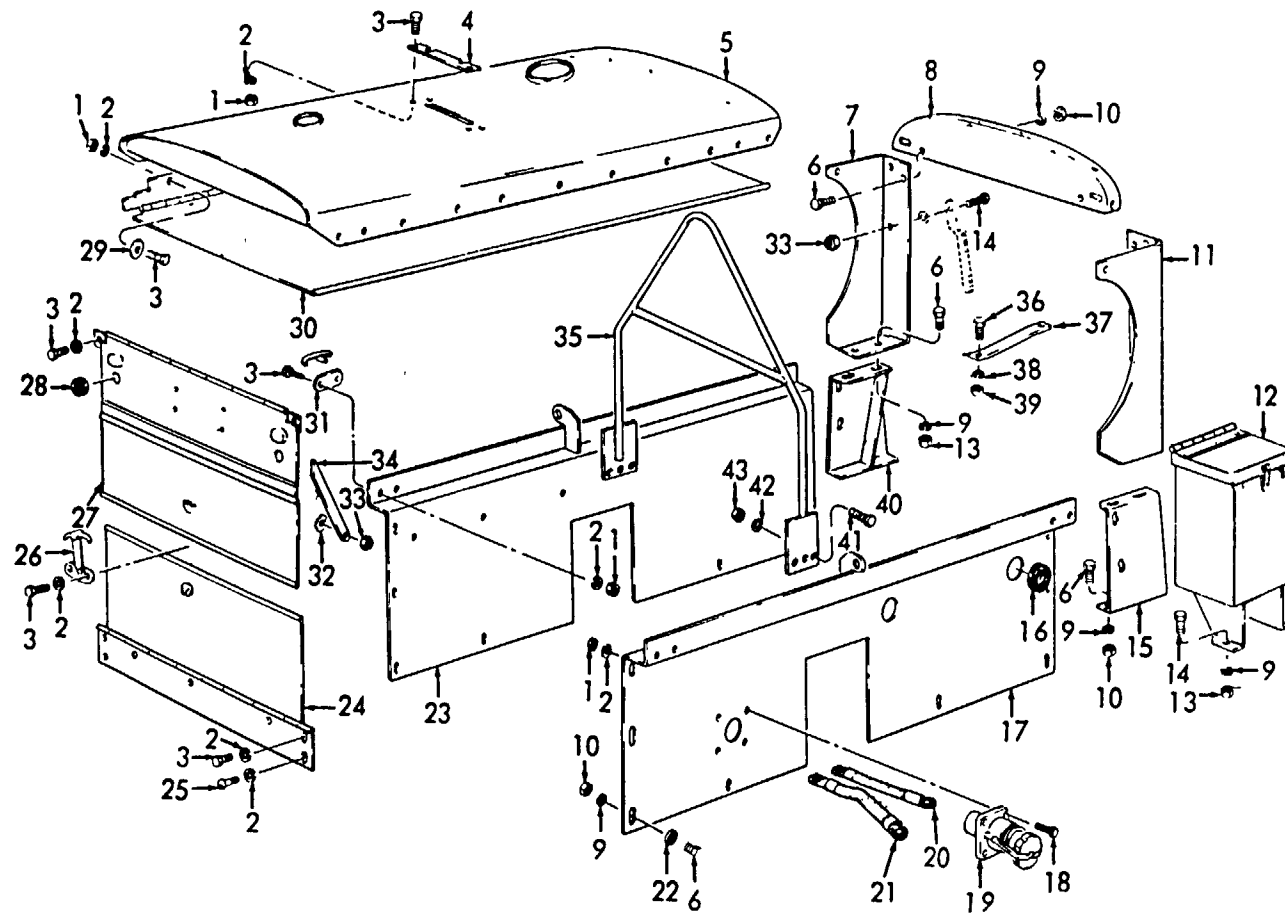
INDEX TO PARTS, FIGURE 19

Reference Number	Functional Group	Item Name
1	0612	COVER
2	0612	NUT
3	0612	WASHER
4	0612	NUT
5	0612	WASHER
6	0612	LOCK
7	0612	STUD
8	0612	BOX
9	0612	LEAD
10	0612	SPACER
11	0612	SCREW
12	0612	LEAD
13	0612	WASHER
14	0612	NUT
15	0612	GROMMET
16	0612	LEAD
17	0612	LOCK



ME 4310-221-35P/28

Figure 19. Battery Box.



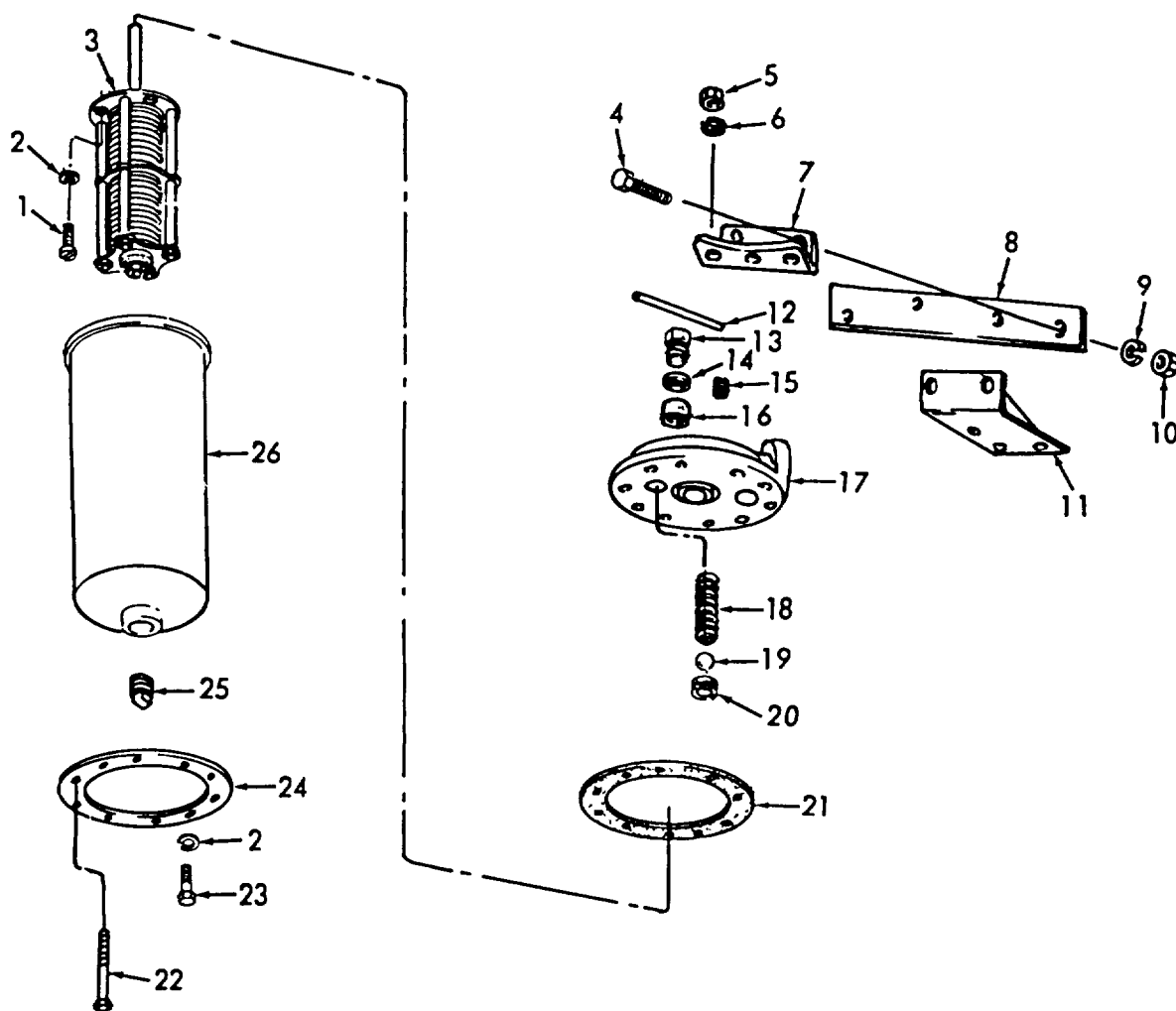
ME 4310-221-35P, 29

Figure 20. Main Housings.

INDEX TO PARTS. FIGURE 20

Reference Number	Functional Group	Item Name	Reference Number	Functional Group	Item Name
1	0608	NUT	20	0608	CABLE AY
1	1801	NUT	21	0608	CABLE AY
2	0501	WASHER	22	1801	WASHER
2	0608	WASHER	23	1801	SHEET
2	1801	WASHER	24	0501	COVER AY
3	0501	SCREW	25	0501	SCREW
3	1801	SCREW	26	0501	HOOD CATCH-BRKT AY
4	1801	COVER	27	0501	COVER AY
5	1801	COVER AY	28	0501	BUMPER
6	1801	SCREW	29	1801	WASHER
7	1801	PLATE	30	1801	COVER AY
8	1801	SUPPORT	31	1801	FASTENER
9	1801	WASHER	32	1801	WASHER
9	1808	WASHER	33	0501	NUT
10	1801	NUT	34	0501	ARM
11	1801	PLATE	35	1501	BAIL AY
12	1808	TOOLBOX AY	36	0607	BOLT
13	1808	NUT	37	0607	BRACKET
14	1801	SCREW	38	0607	WASHER
14	1808	SCREW	39	0607	NUT
15	1801	BRACKET	40	1801	BRACKET
16	1801	GROMMET	41	1501	SCREW
17	1801	SHEET	42	1501	WASHER
18	0608	SCREW	43	1501	NUT
19	0608	RECEPTACLE			



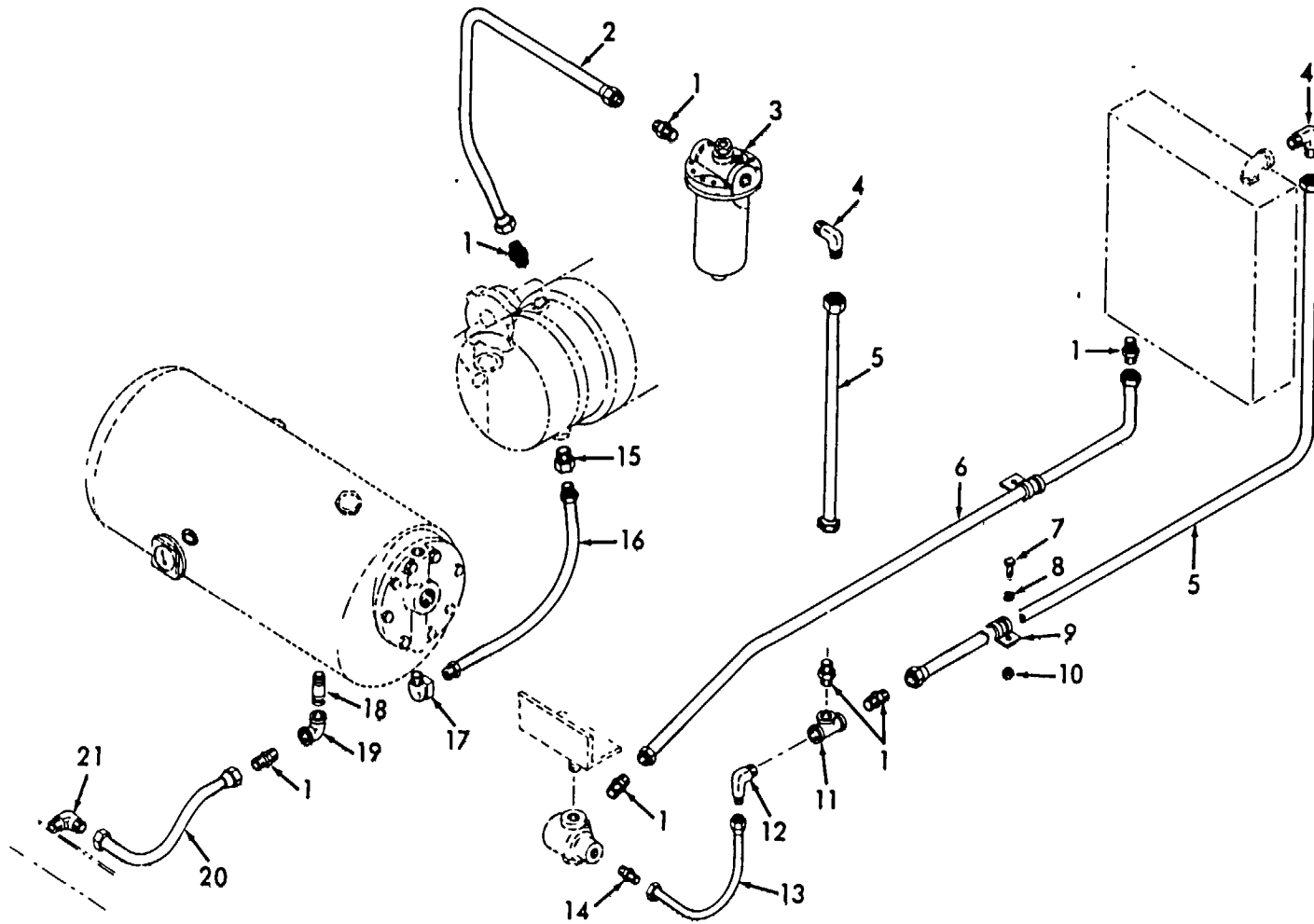


ME 4310-221-35P/34

Figure 21. Compressor Oil Filter.

INDEX TO PARTS, FIGURE 21

Reference Number	Functional Group	Item Name	Reference Number	Functional Group	Item Name
1	5006	SCREW	14	5006	WASHER
2	5006	WASHER	15	5006	PLUG
3	5006	CARTRIDGE	16	5006	PACKING
4	5006	SCREW	17	5006	HEAD
5	5006	NUT	18	5006	SPRING
6	5006	WASHER	19	5006	BALL
7	5006	BRACKET	20	5006	SEAT
8	5006	BRACKET	21	5006	GASKET
9	5006	WASHER	22	5006	SCREW
10	5006	NUT	23	5006	SCREW
11	5006	BRACKET	24	5006	RING
12	5006	HANDLE	25	5006	PLUG
13	5006	BUSHING	26	5006	SUMP

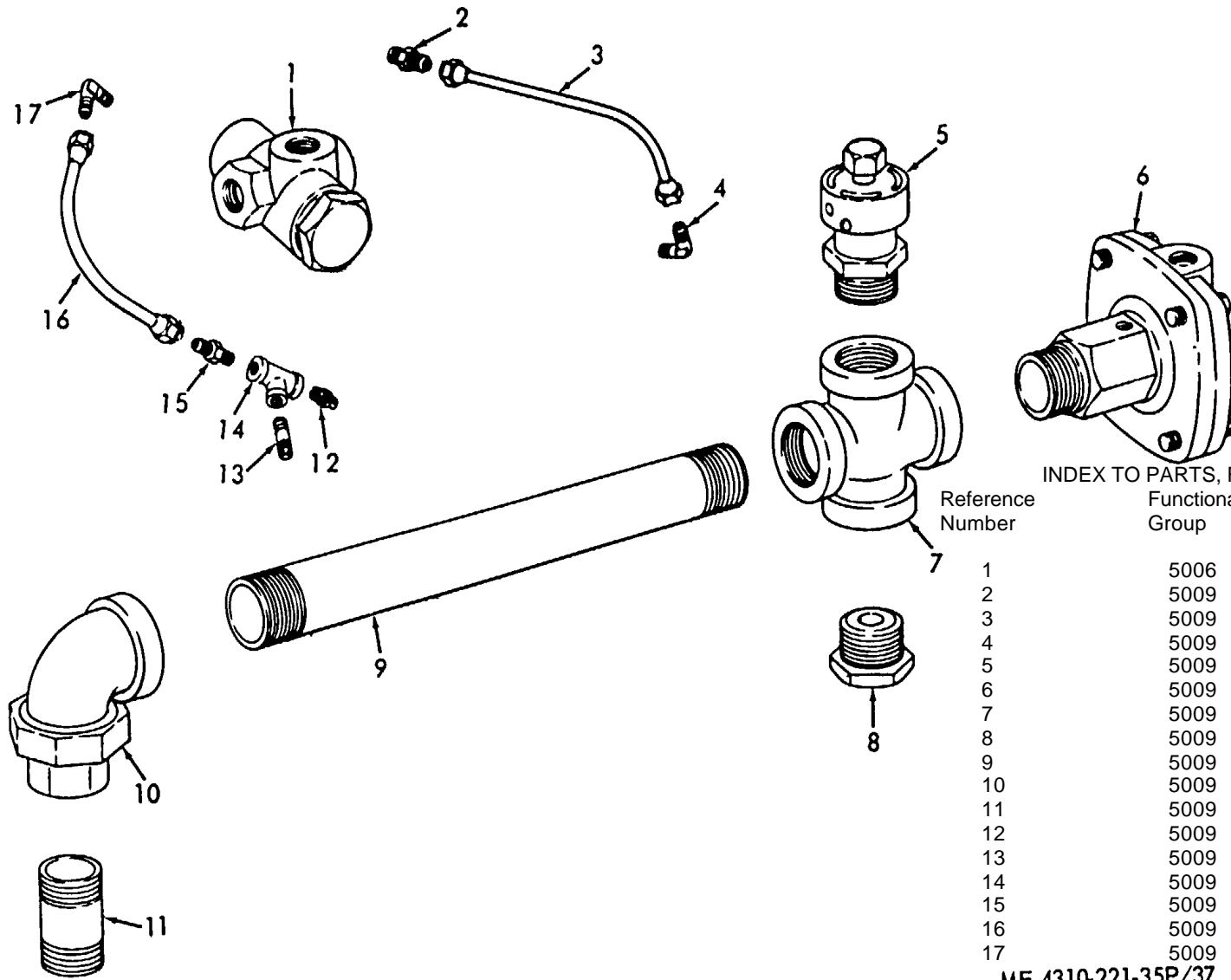


ME 4310-221-35P/36

Figure 22. Compressor Oil Lines and Filter.

INDEX TO PARTS, FIGURE 22

Reference Number	Functional Group	Item Name	Reference Number	Functional Group	Item Name
1	5009	ADAPTER	12	5009	ELBOW
2	5009	TUBING AY	13	5009	TUBING AY
3	5006	FILTER AY	14	5009	ADAPTER
4	5009	ELBOW	15	5009	ADAPTER
5	5009	TUBING AY	16	5009	TUBING
6	5009	TUBING AY	17	5009	ELBOW
7	5009	SCREW	18	5009	NIPPLE
8	5009	WASHER	19	5009	ELBOW
9	5009	CLAMP	20	5009	LINE AY
10	5009	NUT	21	5009	ELBOW
11	5009	TEE			

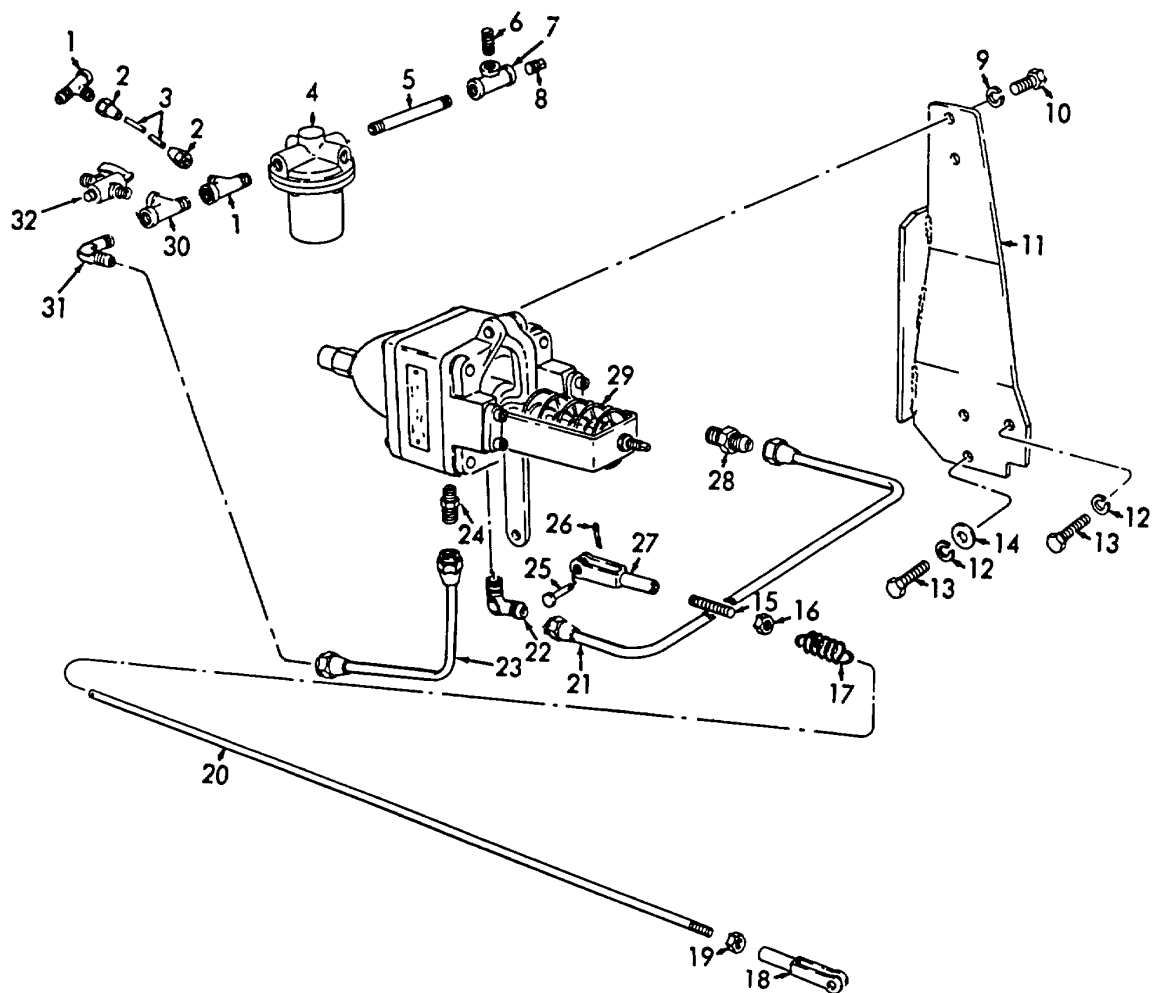


INDEX TO PARTS, FIGURE 23

Reference Number	Functional Group	Item Name
1	5006	VALVE
2	5009	ADAPTER
3	5009	TUBING AY
4	5009	ELBOW
5	5009	VALVE
6	5009	VALVE
7	5009	CROSS
8	5009	BUSHING
9	5009	NIPPLE
10	5009	ELBOW
11	5009	NIPPLE
12	5009	PLUG
13	5009	NIPPLE
14	5009	TEE
15	5009	ADAPTER
16	5009	TUBING AY
17	5009	ELBOW

ME 4310-221-35P/37

Figure 23. Blow Down Valve and Unloader Valve.

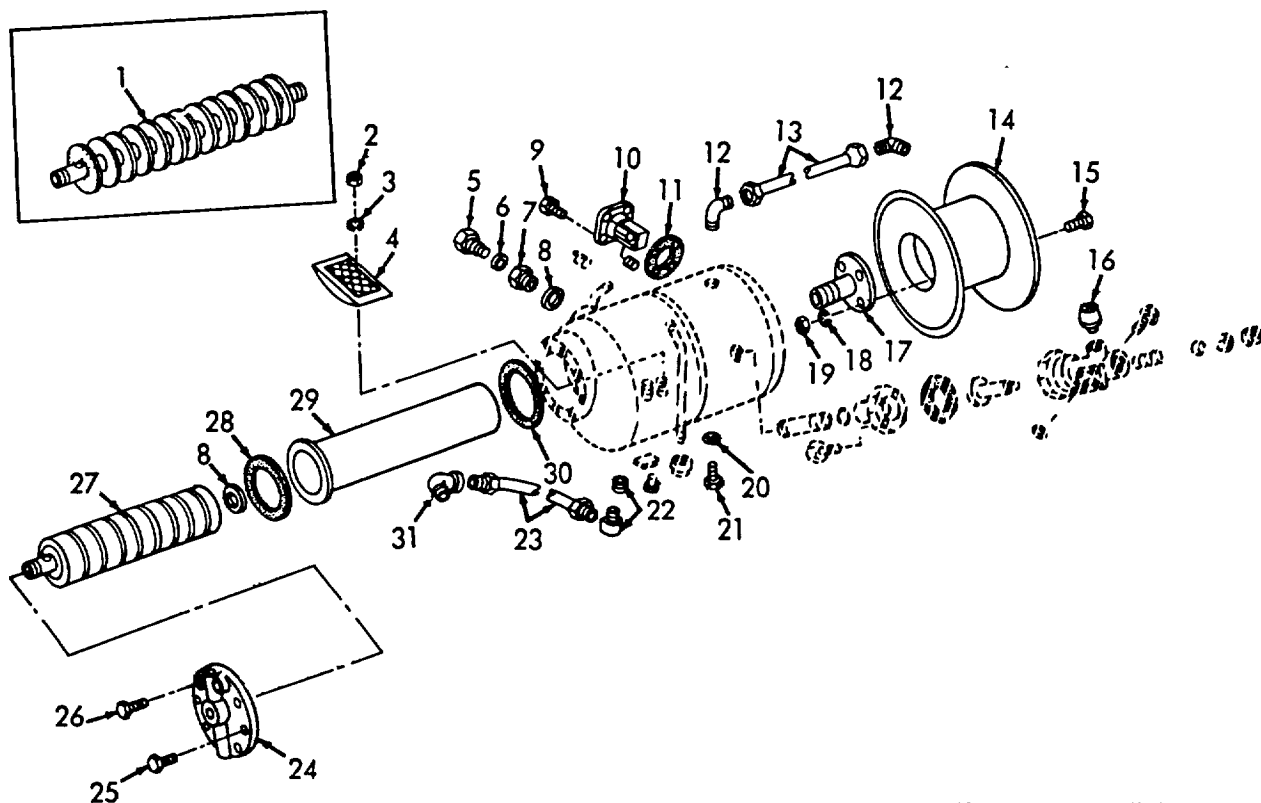


ME 4310-221-35P/38

Figure 24. Air Regulator, Lines, and Fittings.

INDEX TO PARTS, FIGURE 24

Reference Number	Functional Group	Item Name	Reference Number	Functional Group	Item Name
1	5009	TEE	17	5012	SPRING
2	5009	NUT	18	5012	YOKE
3	5009	TUBE	19	5012	NUT
4	5009	VALVE	20	5012	ROD
5	5009	NIPPLE	21	5009	TUBING AY
6	5009	NIPPLE	22	5009	ELBOW
7	5009	TEE	23	5009	TUBING AY
8	5009	PLUG	24	5009	ADAPTER
9	5012	WASHER	25	5012	PIN
10	5012	SCREW	26	5012	PIN
11	5012	BRACKET	27	5012	YOKE
12	5012	WASHER	28	5009	ADAPTER
13	5012	SCREW	29	5012	REGULATOR
14	5012	WASHER	30	5009	TEE
15	5012	STUD	31	5009	ELBOW
16	5012	NUT	32	5009	COCK



ME 4310-221-20P/25

Figure 25. Oil Receiver Tank Related Parts.

INDEX TO PARTS, FIGURE 25					
Reference Number	Functional Group	Item Name	Reference Number	Functional Group	Item Name
1	5009	FILTER AY	17	1808	BRACKET AY
2	5014	NUT	18	1808	WASHER
3	5014	WASHER	19	1808	NUT
4	5014	STRAINER	20	5014	O-RING
5	5014	PLUG	21	5014	PLUG
6	5014	GASKET	22	5009	SCREEN AY
7	5014	ADAPTER	23	5009	TUBING AY
8	5009	PACKING	24	5009	COVER
8	5009	PACKING	24	5009	COVER
9	4702	SCREW	25	5009	SCREW
10	4702	GAGE	26	5009	SCREW
11	4702	GASKET	27	5009	FILTER AY
12	5009	ELBOW	28	5009	GASKET
13	5009	TUBING AY	29	5009	SHELL
14	1808	RACK AY	30	5009	GASKET
15	1808	SCREW	31	5009	ELBOW
16	0606	TRANSMITTER			

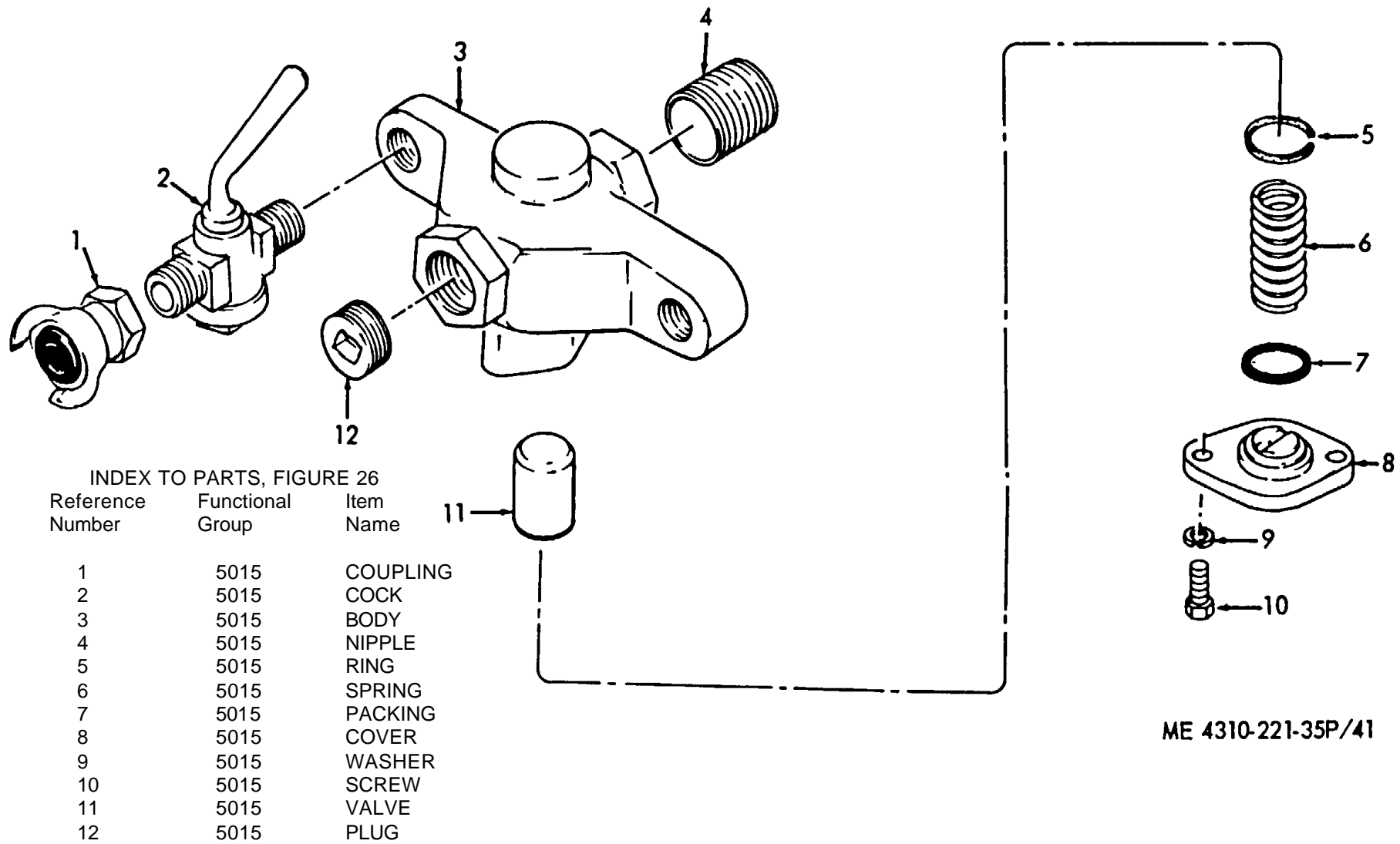
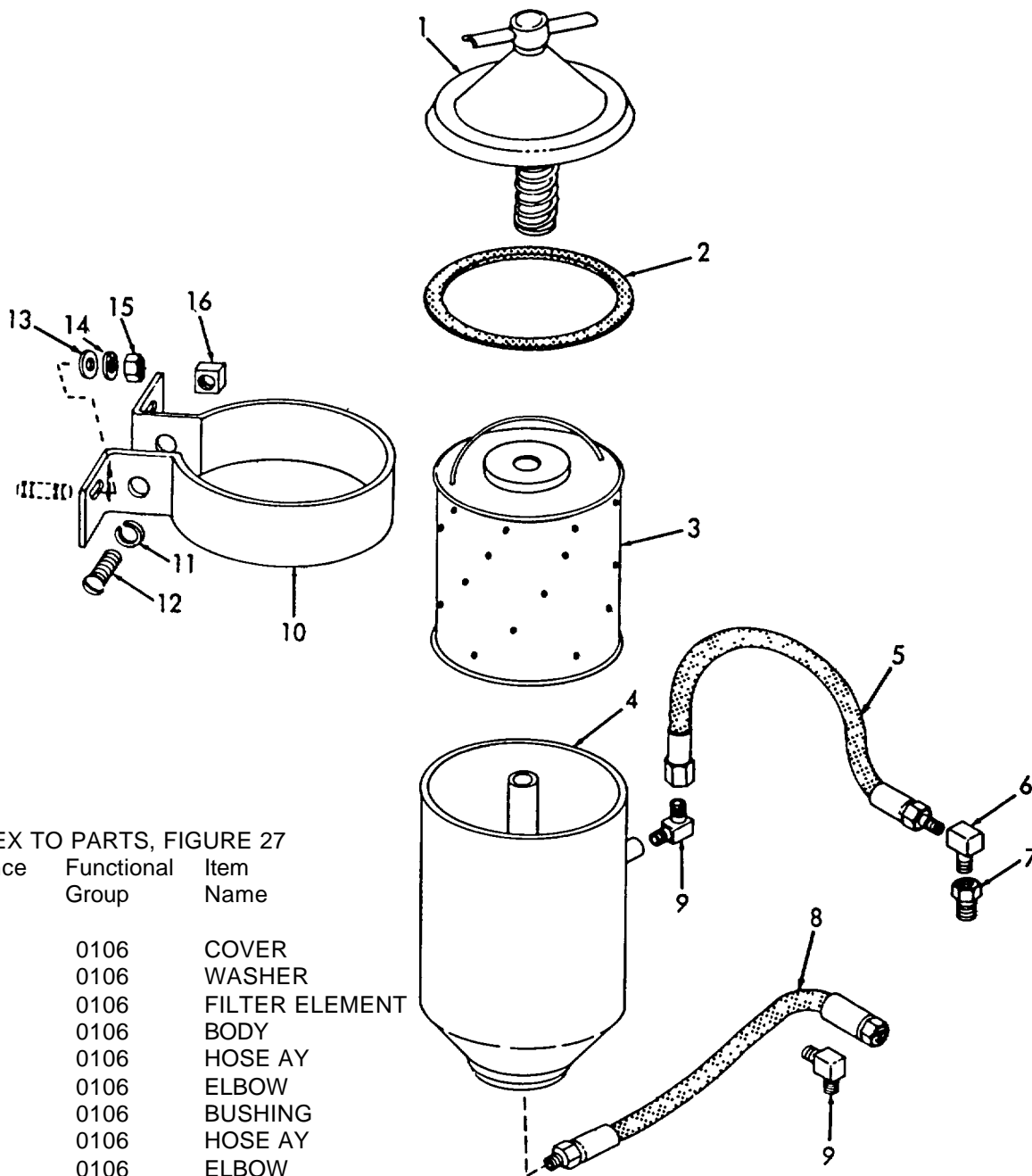


Figure 26. Discharge Valve.

ME 4310-221-35P/41



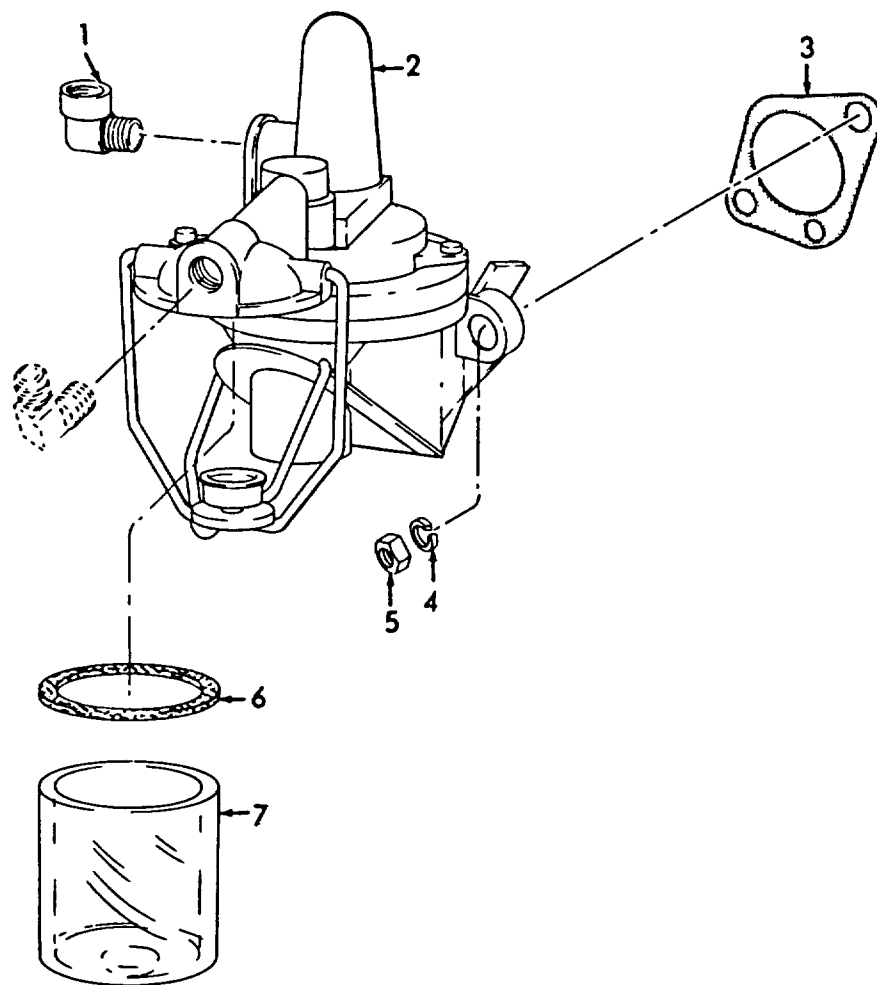
INDEX TO PARTS, FIGURE 27

Reference Number	Functional Group	Item Name
1	0106	COVER
2	0106	WASHER
3	0106	FILTER ELEMENT
4	0106	BODY
5	0106	HOSE AY
6	0106	ELBOW
7	0106	BUSHING
8	0106	HOSE AY
9	0106	ELBOW
10	0106	STRAP
11	0106	WASHER
12	0106	SCREW
13	0106	WASHER
14	0106	WASHER
15	0106	NUT
16	0106	NUT

ME 4310-221-20P/27

Figure 27. Oil Filter.





ME 4310-221-35P/43

Figure 28. Fuel Pump.

INDEX TO PARTS, FIGURE 28

Reference Number	Functional Group	Item Name
1	0306	ELBOW
2	0302	PUMP
3	0302	GASKET
4	0302	WASHER
5	0302	NUT
6	0302	WASHER
7	0302	BOWL

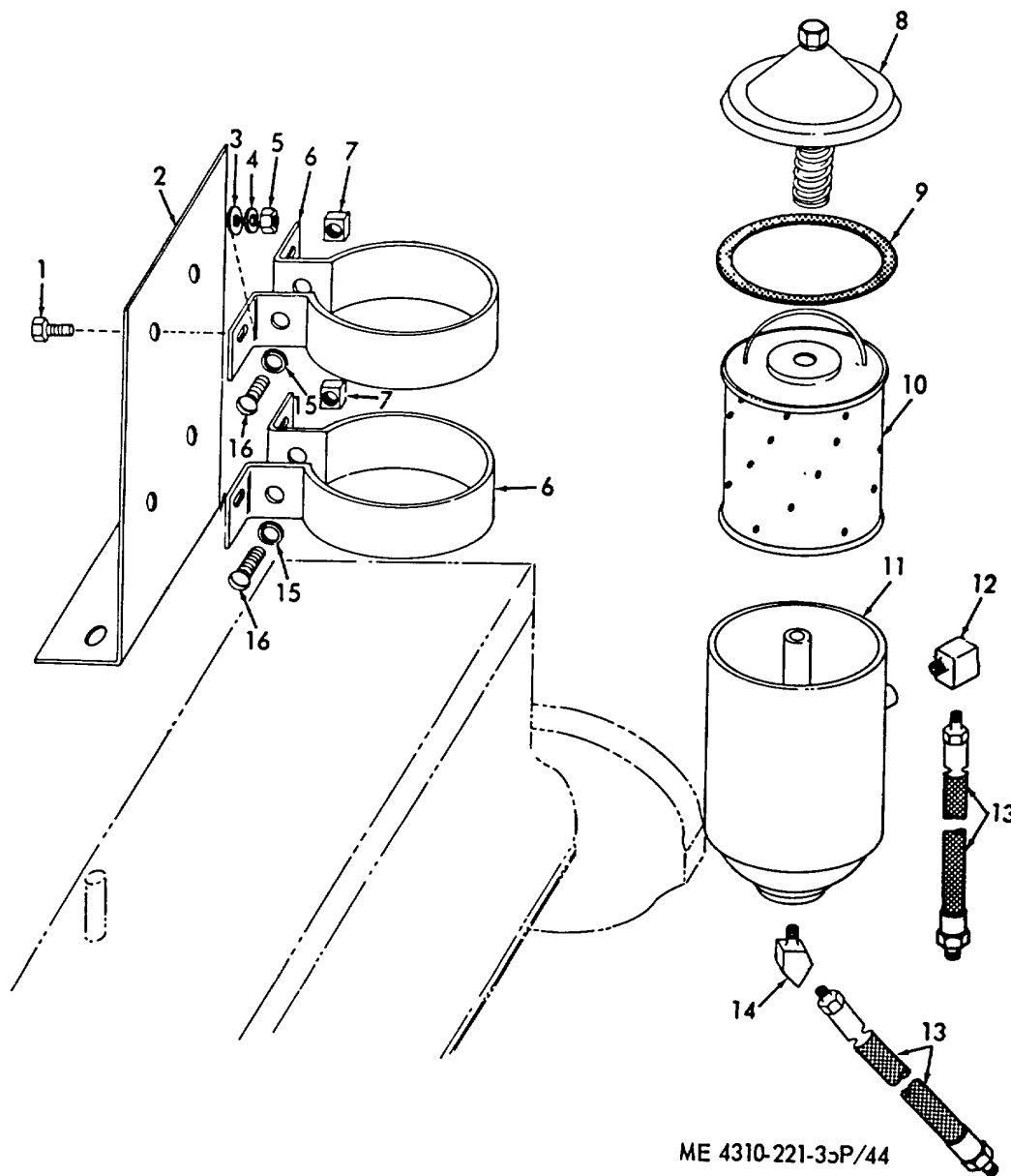
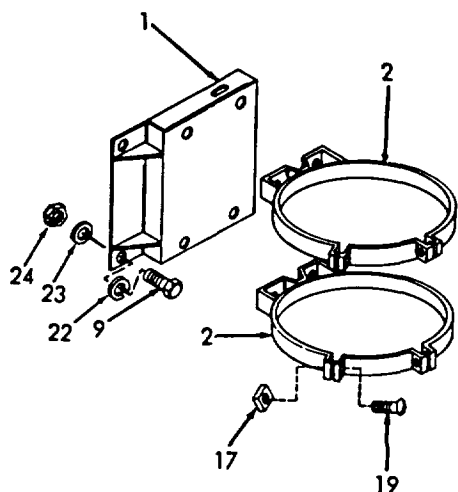


Figure 29. Oil Filter.

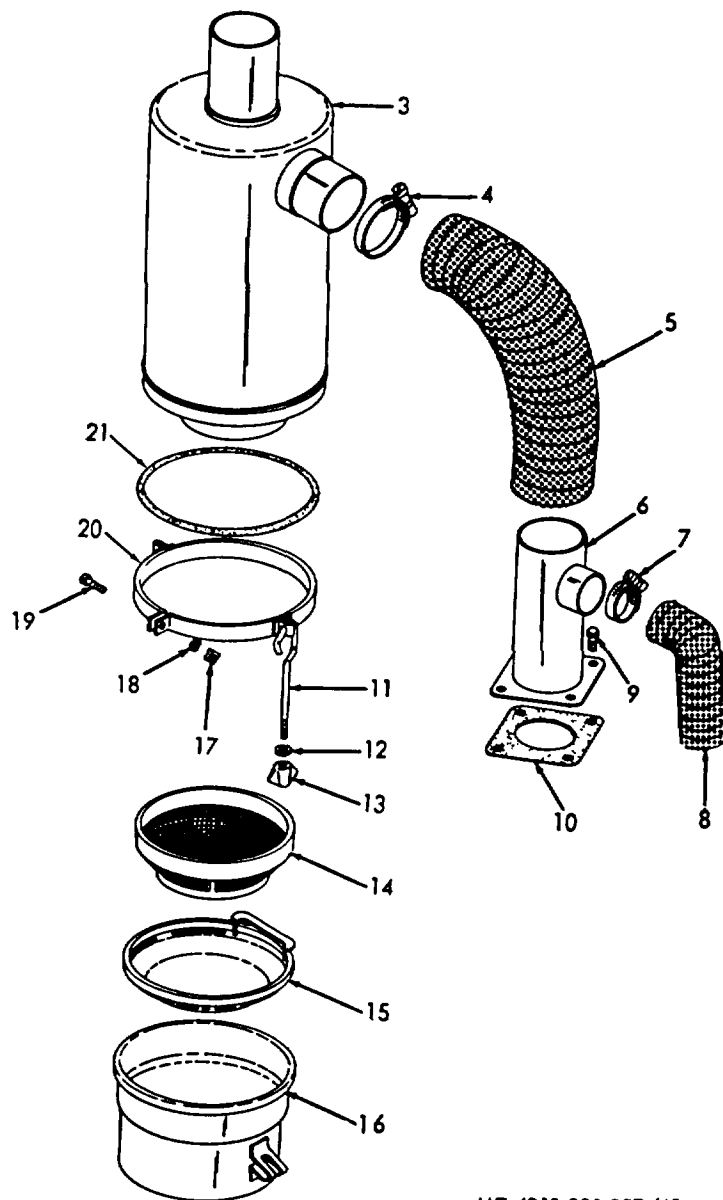
INDEX TO PARTS, FIGURE 29

Reference Number	Functional Group	Item Name	Reference Number	Functional Group	Item Name
1	0106	BOLT	9	0106	GASKET
2	0106	BRACKET	10	0106	FILTER ELEMENT
3	0106	WASHER	11	0106	BODY
4	0106	WASHER	12	0106	ELBOW
5	0106	NUT	13	0106	HOSE AY
6	0106	STRAP	14	0106	ELBOW
7	0106	NUT	15	0106	WASHER
8	0106	COVER	16	0106	SCREW



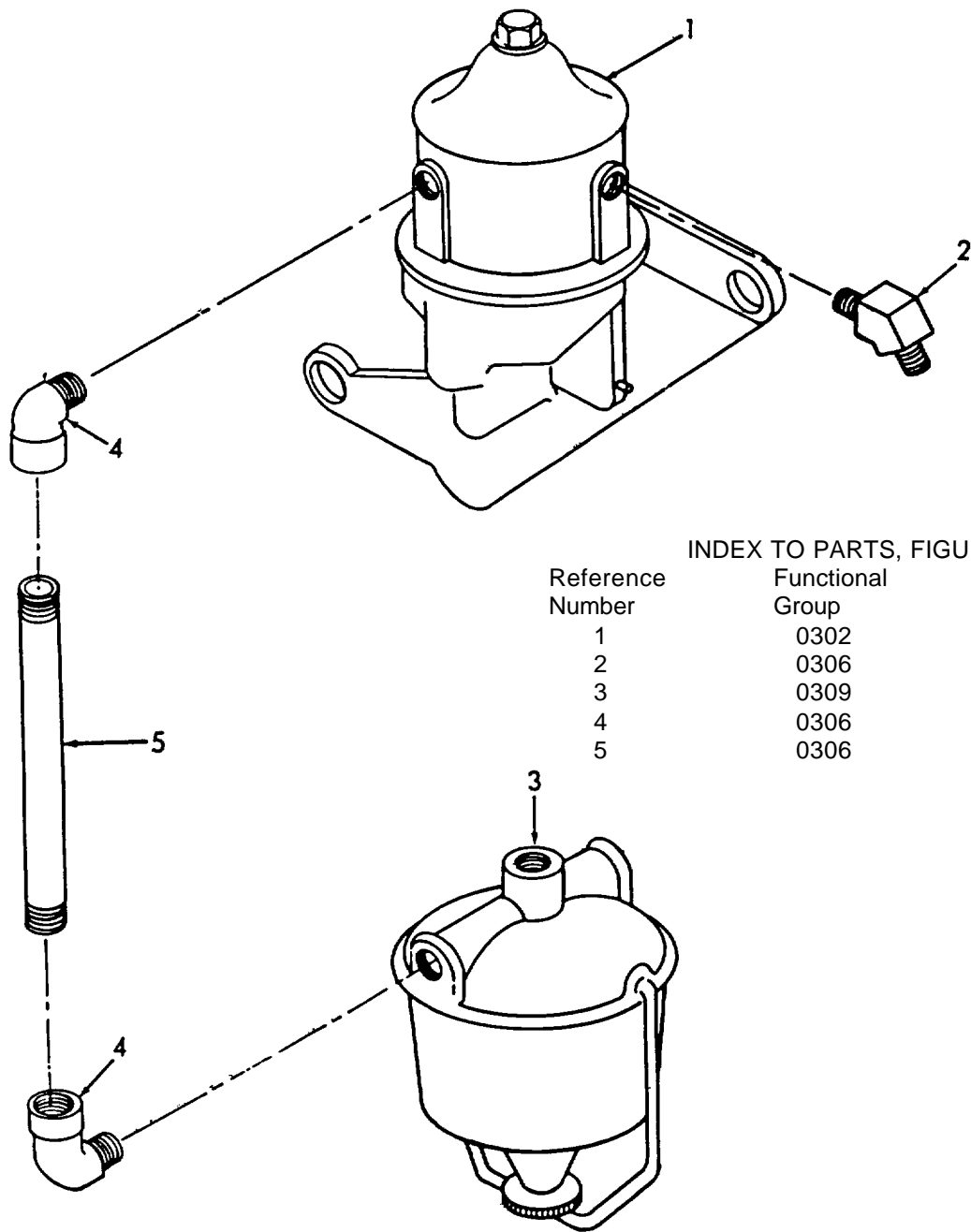
INDEX TO PARTS, FIGURE 30

Reference Number	Functional Group	Item Name
1	0304	BRACKET
2	0304	BRACKET
3	0304	BODY AY
4	5008	CLAMP
5	5008	TUBE
6	5008	MANIFOLD
7	0304	CLAMP
8	0304	TUBE
9	0304	SCREW
9	5008	SCREW
10	5008	GASKET
11	0304	EYEBOLT
12	0304	WASHER
13	0304	NUT
14	0304	ELEMENT AY
15	0304	CUP
16	0304	CUP
17	0304	NUT
18	0304	WASHER
19	0304	SCREW
20	0304	BAND AY
21	0304	GASKET
22	0304	WASHER
23	0304	WASHER
24	0304	NUT



ME 4310-221-35P/45

Figure 30. Air Cleaner.

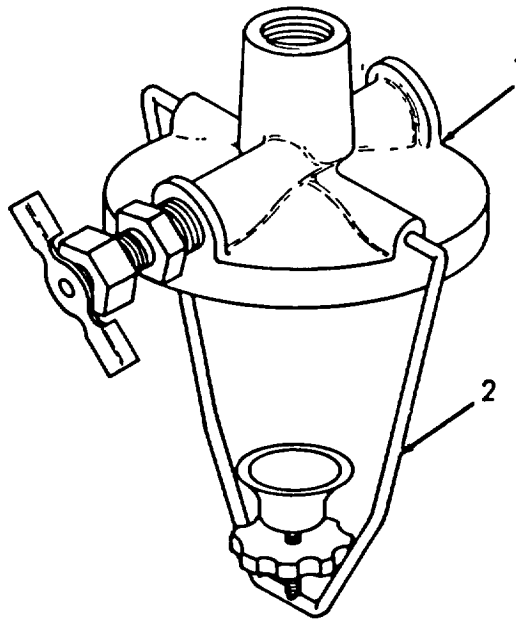


INDEX TO PARTS, FIGURE 31

Reference Number	Functional Group	Item Name
1	0302	PUMP
2	0306	ELBOW
3	0309	FILTER
4	0306	ELBOW
5	0306	NIPPLE

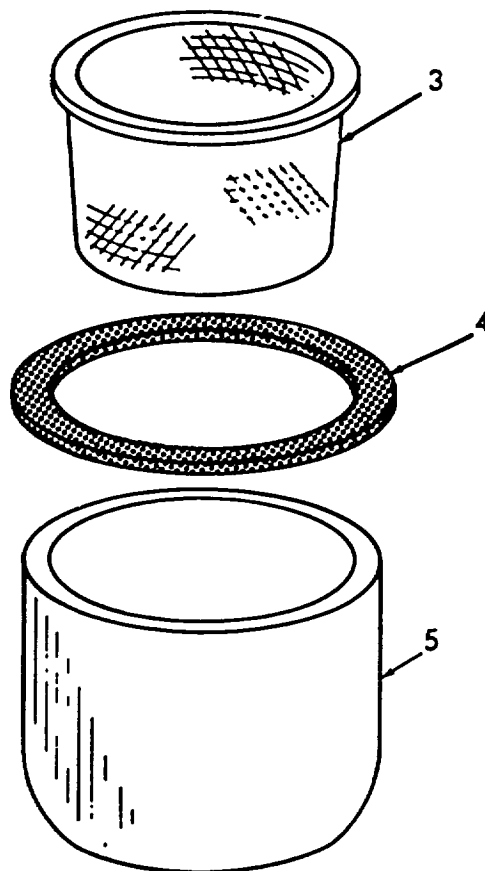
ME 4310-221-35P/46

Figure 31. Strainer and Fuel Pump.



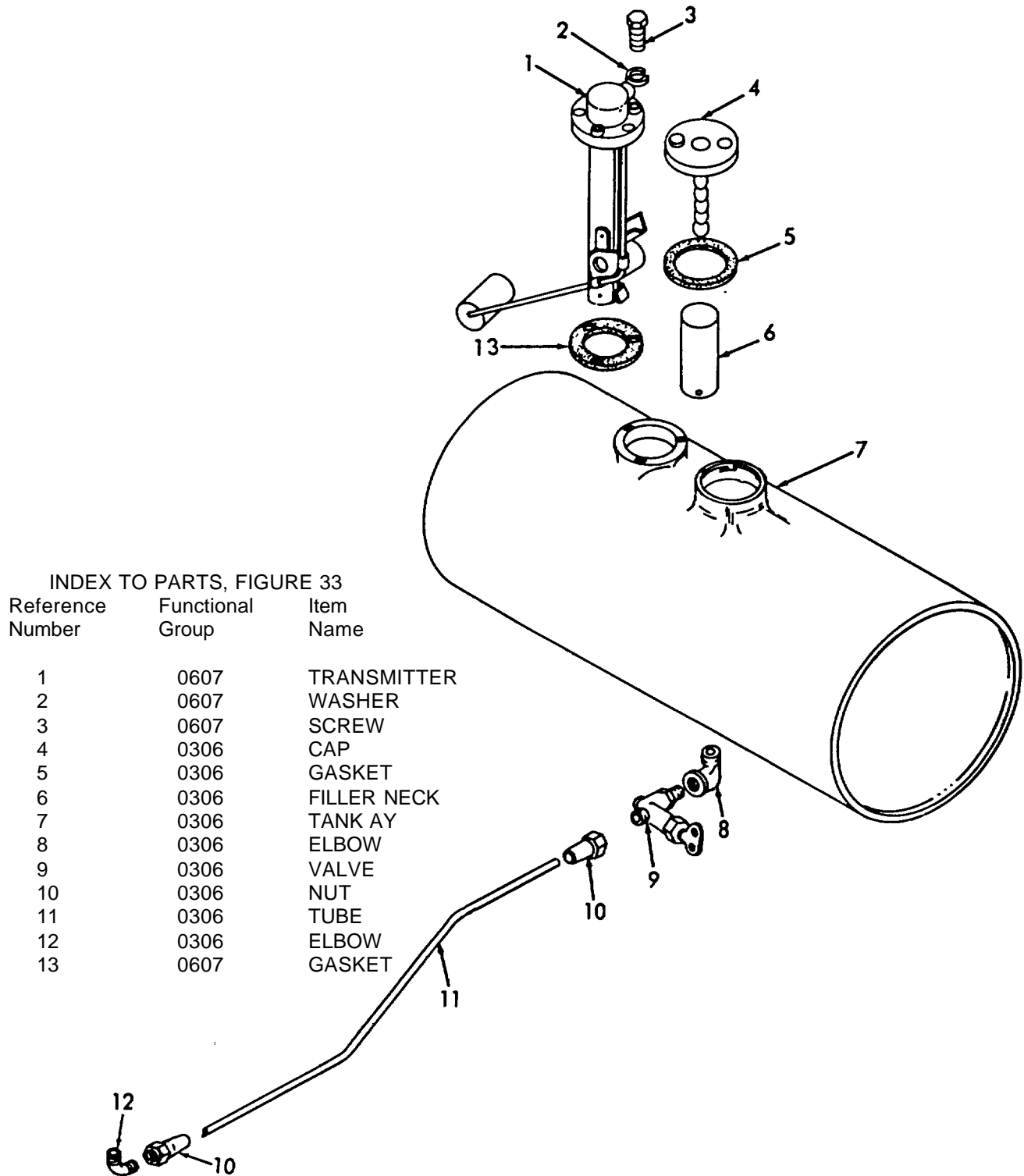
INDEX TO PARTS, FIGURE 32

Reference Number	Functional Group	Item Name
1	0309	COVER-VALVE AY
2	0309	BAIL AY
3	0309	FILTER ELEMENT
4	0309	GASKET
5	0309	BOWL



ME 4310-221-35P/47

Figure 32. Fuel Strainer.

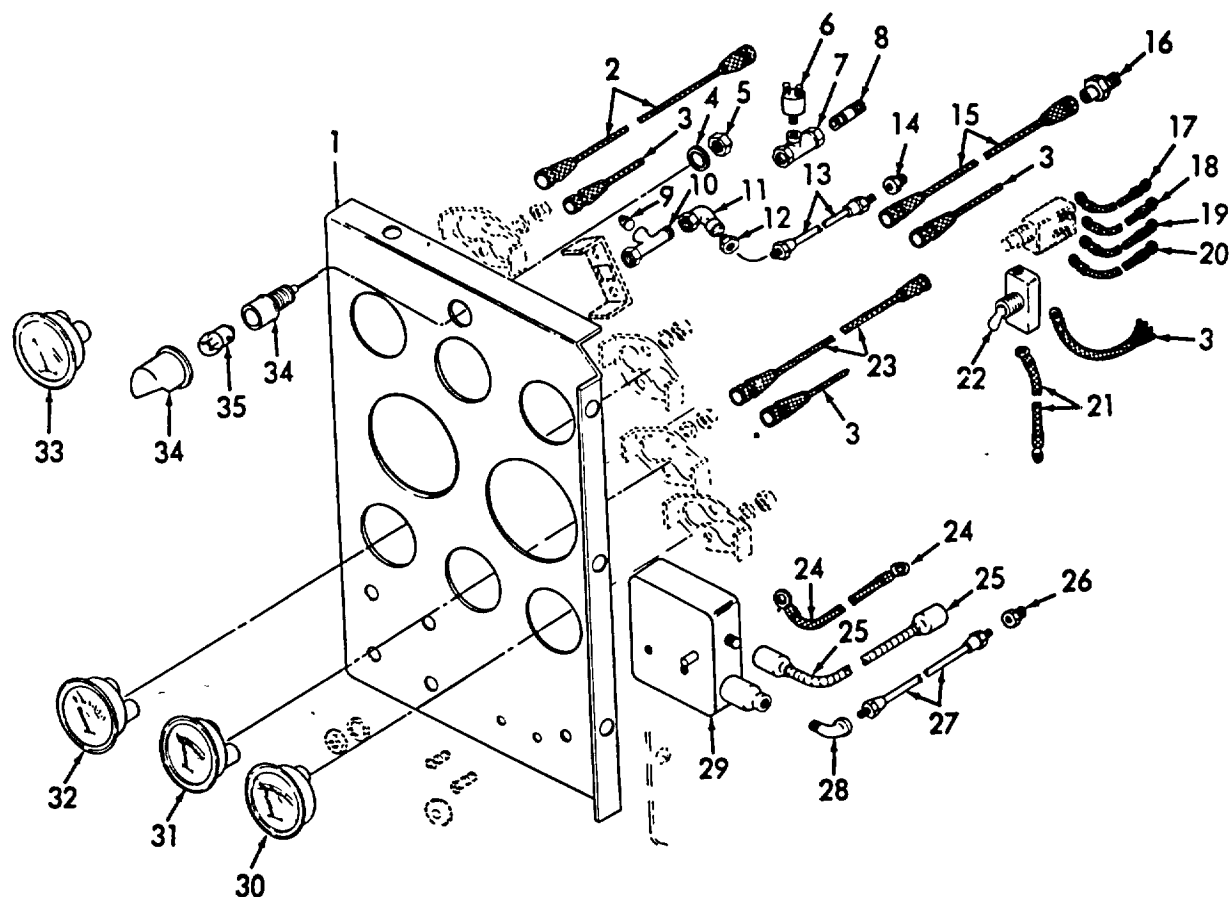


INDEX TO PARTS, FIGURE 33

Reference Number	Functional Group	Item Name
1	0607	TRANSMITTER
2	0607	WASHER
3	0607	SCREW
4	0306	CAP
5	0306	GASKET
6	0306	FILLER NECK
7	0306	TANK AY
8	0306	ELBOW
9	0306	VALVE
10	0306	NUT
11	0306	TUBE
12	0306	ELBOW
13	0607	GASKET

ME 4310-221-35P/48

Figure 33. Fuel Tank



ME 4310-221-35P/49

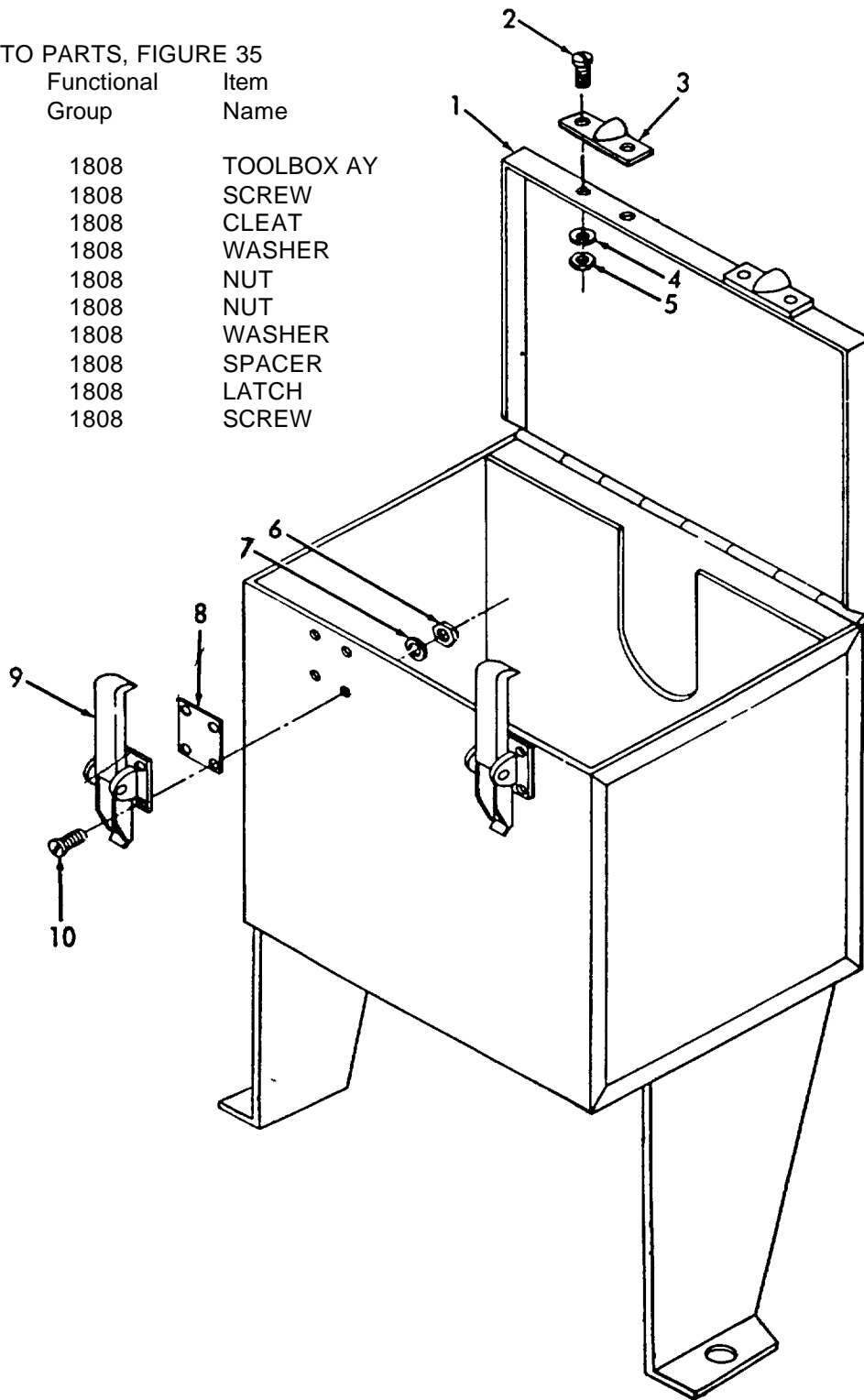
Figure 34. Instrument Panel and Gages.

INDEX TO PARTS, FIGURE 34

Reference Number	Functional Group	Item Name	Reference Number	Functional Group	Item Name
1	0607	PANEL	19	0607	WIRE AY
2	0607	WIRE AY	20	0607	WIRE AY
3	0607	WIRE AY	21	0607	WIRE AY
4	0607	WASHER	22	0607	SWITCH
5	0607	NUT	23	0607	WIRE AY
6	0607	TRANSMITTER	24	0607	CABLE AY
7	0607	TEE	25	0607	WIRE AY
8	0607	NIPPLE	26	0606	ADAPTER
9	4702	PLUG	27	0606	TUBING AY
10	4702	TEE	28	0606	ELBOW
11	4702	ELBOW	29	0606	SWITCH
12	4702	BUSHING	30	0607	METER
13	4702	TUBING AY	31	0607	GAGE
14	4702	ADAPTER	32	0607	INDICATOR
15	0607	WIRE AY	33	0607	INDICATOR
16	0607	TRANSMITTER	34	0607	LIGHT
17	0607	CABLE AY	35	0607	LAMP
18	0607	WIRE AY			

INDEX TO PARTS, FIGURE 35

Reference Number	Functional Group	Item Name
1	1808	TOOLBOX AY
2	1808	SCREW
3	1808	CLEAT
4	1808	WASHER
5	1808	NUT
6	1808	NUT
7	1808	WASHER
8	1808	SPACER
9	1808	LATCH
10	1808	SCREW



ME 4310-221-35P/50

Figure 35. Tool Box.



**SECTION V. INDEX-FEDERAL STOCK NUMBER AND REFERENCE NUMBER  
CROSS-REFERENCE TO INDEX NUMBER**

<u>STOCK NUMBER</u>	<u>INDEX NUMBER</u>	<u>STOCK NUMBER</u>	<u>INDEX NUMBER</u>
2805-030-0790	00008	2920-538-5801	00442
2805-246-7611	00078	2920-640-7518	00431
2805-253-6962	00077	2920-661-8973	00452
2805-274-3403	00035	2920-739-6313	00492
2805-286-9895	00009	2920-739-6338	00506
2805-286-9895	00028	2920-778-9709	00489
2805-309-3571	00003	2920-803-4174	00391
2805-309-8272	00016	2920-841-1890	00516
2805-314-3428	00080	2920-842-7667	00500
2805-329-2571	00423	2920-854-3667	00488
2805-333-0366	00332	2920-897-3887	00504
2805-339-5633	00272	2920-900-9681	00409
2805-362-2115	00010	2920-929-8189	00490
2805-362-2115	00017	2920-996-5786	00484
2805-364-4935	00023	2920-996-5787	00483
2805-383-8578	00027	2920-996-5789	00485
2805-399-6935	00011	2920-996-5790	00545
2805-399-6935	00108	2930-215-7439	00331
2805-466-3983	00061	2930-217-8991	00368
2805-535-3737	00101	2930-293-5503	00284
2805-623-1188	00477	2930-384-8402	00013
2805-663-4356	00012	2930-384-8402	00338
2805-663-4356	00029	2930-384-8404	00007
2805-820-2662	00747	2930-384-8404	00367
2815-363-8234	00749	2930-422-6656	00379
2910-025-6407	00258	2930-607-3489	00369
2910-141-9758	00223	2930-829-7424	00337
2910-288-0403	00133	2940-141-9025	00054
2910-328-9537	00006	2940-202-9653	00051
2910-328-9537	00130	2940-391-3330	00058
2910-354-2876	00121	2940-393-5988	00052
2910-358-5057	00135	2940-393-5988	00053
2910-418-0614	00815	2940-529-2738	00045
2910-495-0612	00259	2940-679-3595	00055
2910-529-8580	00220	2940-737-0319	00802
2910-586-5200	00066	2940-737-0319	00814
2910-588-7208	00118	2940-883-0382	00186
2910-652-4446	00260	2940-932-4936	00168
2910-791-8073	00120	2990-358-4785	00244
2910-796-6954	00132	2990-368-6717	00241
2910-831-3914	00221	2990-699-9756	00526
2910-895-3253	00261	2990-758-5784	00274
2910-898-4127	00204	2990-765-4335	00245
2910-986-4139	00256	2990-796-6955	00271
2920-025-3089	00754	2990-799-5552	00273
2920-143-5368	00451	2990-997-2348	00270
2920-226-6376	00505	3020-800-7068	00403
2920-248-9594	00461	3030-325-4712	00377
2920-249-8293	00413	3040-371-5584	00240
2920-288-0956	00456	3110-073-4307	00501
2920-288-0957	00455	3120-287-7132	00453
2920-293-5212	00514	3120-424-3756	00454
2920-309-8331	00519	3120-661-9126	00457
2920-358-6421	00450	4210-555-8837	01039
2920-379-3988	00416	4210-708-0031	01040
2920-391-2989	00393	4210-779-3516	01041
2920-475-3674	00491	4310-429-9005	00283
2920-530-3122	00459	4310-562-9142	00805
2920-536-5413	00404	4310-569-9142	01013
2920-536-5422	00449	4310-601-8393	00893

**SECTION V. INDEX-FEDERAL STOCK NUMBER AND REFERENCE NUMBER  
CROSS-REFERENCE TO INDEX NUMBER (Continued)**

<u>STOCK NUMBER</u>	<u>INDEX NUMBER</u>	<u>STOCK NUMBER</u>	<u>INDEX NUMBER</u>
4310-722-3356	01027	4720-289-4213	00070
4310-728-1603	00138	4720-289-5213	00208
4310-796-6906	00799	4720-289-5213	01048
4310-796-6912	00861	4720-639-9987	00071
4310-796-6913	00983	4720-639-9987	00205
4310-820-6544	00849	4730-011-6452	00229
4310-829-6544	00801	4730-011-6452	00235
4310-829-6544	00848	4730-011-6488	00870
4310-829-6545	00803	4730-011-6488	00981
4310-829-6545	00863	4730-011-8538	00086
4310-873-5297	00100	4730-011-8538	00092
4310-898-1363	01018	4730-011-8538	00886
4310-938-8067	00906	4730-011-8538	00911
4310-972-9499	00813	4730-011-8538	00951
4310-996-5795	00249	4730-011-8538	00961
4710-277-4508	00871	4730-011-8538	00966
4710-277-4508	00878	4730-011-8539	00198
4710-277-4508	00918	4730-011-8539	00971
4710-277-4508	00919	4730-011-8539	00976
4710-277-4508	00925	4730-013-7401	00354
4710-277-4508	00926	4730-013-7409	00327
4710-277-4508	00930	4730-014-4358	00867
4710-277-4508	00934	4730-042-8988	00111
4710-277-4508	00939	4730-186-3027	00895
4710-277-4508	00948	4730-187-7596	00285
4710-277-4508	00982	4730-187-7598	00330
4710-277-4508	01057	4730-188-1868	00292
4710-277-5522	00355	4730-196-0888	00328
4710-277-5522	01053	4730-196-1470	00036
4710-277-5525	00236	4730-196-1564	00210
4710-277-5526	00088	4730-202-9381	00068
4710-277-5526	00089	4730-202-9381	00206
4710-277-5526	00094	4730-221-3901	00041
4710-277-5526	00892	4730-221-3901	00779
4710-277-5526	00912	4730-221-6215	00334
4710-277-5526	00952	4730-221-6215	00941
4710-277-5526	00962	4730-221-6215	00955
4710-277-5526	00967	4730-231-5632	00039
4710-277-5526	01054	4730-231-5632	00201
4710-277-5527	00199	4730-231-5632	00227
4710-277-5527	00972	4730-231-5632	00234
4710-277-3527	00977	4730-246-5481	00917
4710-277-5527	01055	4730-246-5481	00924
4710-277-5529	00944	4730-249-3917	00868
4710-277-5529	00957	4730-249-3917	00874
4710-277-5529	01056	4730-254-6225	00040
4710-277-7581	00537	4730-263-2733	00782
4710-277-7581	00775	4730-263-2733	00790
4710-277-7581	00783	4730-263-3124	00076
4710-277-7581	00791	4730-265-6904	00869
4710-277-7581	00796	4730-265-6904	00876
4710-277-7581	01058	4730-278-5490	00536
4710-278-5381	00899	4730-278-5490	00774
4710-278-5381	01050	4730-278-5490	00780
4720-200-0361	00347	4730-278-5490	00788
4720-200-0361	00352	4730-278-5490	00795
4720-200-0361	01046	4730-287-0484	00083
4720-278-1111	00340	4730-288-8496	00751
4720-278-1111	00342	4730-288-9927	00866
4720-278-1111	01047	4730-288-9927	00928

**SECTION V. INDEX-FEDERAL STOCK NUMBER AND REFERENCE NUMBER  
CROSS-REFERENCE TO INDEX NUMBER (Continued)**

<u>STOCK NUMBER</u>	<u>INDEX NUMBER</u>	<u>STOCK NUMBER</u>	<u>INDEX NUMBER</u>
4730-289-1243	00534	5305-269-3209	00299
4730-289-1243	00777	5305-269-3209	00681
4730-289-1243	00785	5305-269-3209	00684
4730-289-5176	00838	5305-269-3209	00852
4730-289-5387	00074	5305-269-3210	00183
4730-293-7716	00075	5305-269-3210	00184
4730-293-7971	00817	5305-269-3210	00683
4730-359-3872	00837	5305-269-3210	00685
4730-362-6656	00069	5305-269-3210	00839
4730-362-6656	00207	5305-269-3210	00840
4730-376-8490	01025	5305-269-3210	00853
4730-397-0701	00034	5305-269-3211	00361
4730-445-0604	00099	5305-269-3211	00714
4730-496-6918	00202	5305-269-3211	01000
4730-529-4964	00295	5305-269-3211	01033
4730-580-6098	00773	5305-269-3212	00474
4730-580-6098	00787	5305-269-3213	00298
4730-639-9730	00038	5305-269-3213	00371
4730-639-9730	00200	5305-269-3213	00713
4730-640-1051	00084	5305-269-3218	00370
4730-800-7070	00037	5305-298-3119	00446
4730-802-6114	00846	5305-514-8436	00411
4730-844-2221	00329	5305-680-7216	00250
4730-996-0619	00356	5305-724-5911	00904
4820-026-8473	00346	5305-724-5913	00905
4820-026-8473	00351	5305-782-9495	00630
4820-026-8473	01062	5305-844-1846	00495
4820-174-0326	01024	5305-957-2644	00460
4820-254-8641	00883	5305-978-9385	00297
4820-272-3350	00197	5305-984-5684	00057
4820-819-4863	00901	5305-984-6212	00568
5305-010-0781	00828	5305-988-1170	00141
5305-012-1832	00398	5305-988-1170	00151
5305-013-2979	00829	5305-988-1170	00161
5305-018-0173	00649	5305-988-1170	00174
5305-018-0173	00678	5305-988-1170	00185
5305-044-4153	00682	5305-988-1723	00303
5305-068-0500	00216	5305-988-1725	00302
5305-068-0500	00300	5306-225-8496	00549
5305-068-0500	00301	5306-225-8497	00548
5305-068-0500	00317	5306-335-4376	00441
5305-068-0500	00318	5306-616-2955	00378
5305-068-0500	00382	5306-990-6920	00032
5305-068-0500	00433	5307-266-2583	00020
5305-068-0500	00680	5307-362-2145	00019
5305-068-0501	00024	5307-422-9627	00127
5305-068-0501	00648	5307-646-6277	00079
5305-068-0501	01042	5307-980-2824	00251
5305-068-0502	00529	5310-010-3092	00708
5305-068-0502	00753	5310-010-3129	00629
5305-071-1766	01001	5310-010-3319	00025
5305-206-0543	00716	5310-010-3319	00152
5305-225-3839	00432	5310-010-3319	00162
5305-225-3839	00607	5310-010-3319	00175
5305-225-3839	00679	5310-010-3319	00190
5305-225-3840	00215	5310-010-3319	00238
5305-225-3840	00360	5310-010-3319	00308
5305-225-3840	00903	5310-010-3319	00312
5305-253-5618	00742	5310-010-3319	00322
5305-261-1822	00715	5310-010-3319	00323

**SECTION V. INDEX-FEDERAL STOCK NUMBER AND REFERENCE NUMBER  
CROSS-REFERENCE TO INDEX NUMBER (Continued)**

<u>STOCK NUMBER</u>	<u>INDEX NUMBER</u>	<u>STOCK NUMBER</u>	<u>INDEX NUMBER</u>
5310-010-3319	00364	5310-261-7340	00636
5310-010-3319	00437	5310-261-7340	00698
5310-010-3319	00608	5310-261-7340	00700
5310-010-3319	00652	5310-261-7340	00722
5310-010-3319	00697	5310-261-7340	00724
5310-010-3319	00721	5310-261-7340	00842
5310-010-3319	00757	5310-261-7340	00843
5310-010-3319	00985	5310-261-7340	01007
5310-010-3319	00986	5310-261-7340	01022
5310-010-3319	01043	5310-261-7340	01036
5310-010-3320	00059	5310-262-4488	00464
5310-010-3320	00385	5310-262-4755	00417
5310-010-3320	00576	5310-262-4764	00465
5310-010-3320	00577	5310-262-4826	00473
5310-010-5604	00140	5310-262-5435	00466
5310-010-5604	00150	5310-268-7271	00444
5310-010-5604	00160	5310-275-6805	00106
5310-010-5604	00170	5310-275-9263	00310
5310-010-5604	00182	5310-275-9263	00693
5310-010-5616	00056	5310-275-9264	00438
5310-010-6495	00723	5310-276-2975	00826
5310-011-5548	00128	5310-297-2540	00294
5310-012-0376	00072	5310-297-2562	00136
5310-012-0376	00073	5310-297-2562	00363
5310-012-0376	00131	5310-358-8214	00462
5310-012-0376	00358	5310-368-1908	00046
5310-012-0380	00253	5310-368-1911	00050
5310-012-1841	00399	5310-424-3750	00418
5310-013-8542	00254	5310-543-2629	00564
5310-017-3124	00538	5310-543-2629	00565
5310-017-3128	00426	5310-550-1130	00694
5310-017-8554	00374	5310-579-2163	00991
5310-017-8556	00758	5310-582-5615	00992
5310-017-8601	00425	5310-582-5965	00386
5310-022-0066	01016	5310-584-5005	00030
5310-045-3296	00539	5310-584-5005	00211
5310-045-3305	00447	5310-584-5005	00428
5310-050-2236	00188	5310-584-5005	00605
5310-058-2613	00396	5310-584-5005	00671
5310-080-6004	00189	5310-584-5005	00880
5310-080-6004	00635	5310-584-5272	00637
5310-080-8495	00172	5310-584-5272	00651
5310-081-4219	00105	5310-584-5272	00696
5310-167-0822	00021	5310-584-5272	01008
5310-178-9614	00400	5310-595-7237	00695
5310-188-4233	00252	5310-596-4989	00248
5310-188-4233	00373	5310-619-3555	00315
5310-193-7340	00699	5310-619-3555	00316
5310-194-9213	00309	5310-619-3555	00357
5310-205-9214	00560	5310-619-3555	00710
5310-208-3775	00247	5310-637-9541	00448
5310-209-0689	00149	5310-637-9541	00475
5310-209-0689	00384	5310-655-9544	00752
5310-222-7234	00018	5310-685-1429	00627
5310-261-7340	00191	5310-685-1429	00645
5310-261-7340	00192	5310-685-4129	00670
5310-261-7340	00311	5310-705-0022	00692
5310-261-7340	00365	5310-705-0022	01006
5310-261-7340	00375	5310-732-0558	00180
5310-261-7340	00561	5310-732-0558	00181

**SECTION V. INDEX-FEDERAL STOCK NUMBER AND REFERENCE NUMBER  
CROSS-REFERENCE TO INDEX NUMBER (Continued)**

<u>STOCK NUMBER</u>	<u>INDEX NUMBER</u>	<u>STOCK NUMBER</u>	<u>INDEX NUMBER</u>
5310-732-0558	00293	5510-132-2560	00632
5310-732-0558	00672	5910-358-6793	00408
5310-732-0558	00709	5930-358-6581	00552
5310-732-0558	00711	5930-503-3991	00570
5310-732-0558	00835	5930-636-3020	00569
5310-732-0558	00836	5930-647-1064	00531
5310-732-0558	01015	5940-050-6214	00541
5310-774-3887	00463	5940-050-6258	00599
5310-796-2589	00014	5940-050-6258	00602
5310-809-3078	00436	5940-050-6258	00615
5310-809-3078	00650	5940-050-6258	00619
5310-809-3078	00701	5940-204-9141	00604
5310-809-4058	00307	5940-325-6572	00616
5310-809-4085	00266	5940-325-6572	00620
5310-809-5998	00265	5940-325-6572	00623
5310-809-5998	00984	5940-671-4774	00443
5310-820-5827	00578	5940-853-4182	00572
5310-903-3994	00628	5970-501-2328	00407
5310-950-0039	00212	5977-232-5344	00458
5310-984-9407	00114	5977-358-7778	00415
5310-988-7484	00402	5977-378-2901	00405
5315-014-1117	00528	5977-391-0640	00406
5315-466-4416	00729	5977-739-6357	00503
5315-514-2660	00225	5999-358-6792	00410
5325-276-5942	00482	6140-057-2554	00610
5330-032-1955	00469	6140-894-0661	00622
5330-171-3619	00419	6145-254-6117	00600
5330-190-4224	00005	6145-254-6117	00603
5330-190-4224	00065	6145-254-6117	00617
5330-198-6177	00808	6145-254-6117	00621
5330-199-5878	00004	6145-254-6117	00624
5330-199-5878	00064	6145-254-6117	01059
5330-225-4733	00507	6145-316-9072	00542
5330-233-5872	00063	6150-635-2754	00392
5330-248-0208	00467	6210-229-5202	00558
5330-270-8469	00243	6240-019-3093	00559
5330-270-8469	00481	6620-568-8035	00556
5330-270-8469	01049	6620-606-8178	00362
5330-282-7566	00472	6620-829-5083	00767
5330-291-4496	00420	6620-831-4007	00766
5330-291-4619	00470	6620-873-5365	00554
5330-291-7918	00124	6620-993-5546	00573
5330-291-9825	00134	6625-048-7693	00562
5330-298-0775	00049	6625-831-3995	00547
5330-351-6427	00820	6680-322-5305	00060
5330-374-4446	00468	6680-374-6768	00763
5330-413-5347	00125	6680-377-5040	00755
5330-454-9654	00242	6680-79646905	00756
5330-454-9654	00480	6685-712-8410	00532
5330-599-4517	00515	6685-718-5150	00768
5330-599-4517	00517	6685-790-5606	00770
5330-684-7851	00224	6685-814-4772	00557
5330-712-7717	00806	6685-814-5271	00575
5330-712-7717	00807	6685-860-0452	00765
5330-712-7717	00881	6810-249-9354	00634
5330-712-7717	01017	6810-249-9354	01052
5330-753-9604	00471	9515-288-6141	00430
5330-981-6231	00122	9515-288-6141	00435
5340-249-8283	00414	9515-288-6141	00718
5340-353-9939	00412	9515-288-6141	01051
5340-422-8310	00530		

**SECTION V. INDEX-FEDERAL STOCK NUMBER AND REFERENCE NUMBER  
CROSS-REFERENCE TO INDEX NUMBER (Continued)**

<u>REFERENCE NO.</u>	<u>MFG CODE</u>	<u>INDEX NO.</u>	<u>REFERENCE NO.</u>	<u>MFG CODE</u>	<u>INDEX NO.</u>
AAH00-0346	18265	00139	F400K340	14351	00007
A17	05657	00345	F400K340	14351	00367
A17	30760	00350	F400K380	14351	00332
A672	11583	00515	F400K389	14351	00368
A672	11583	00517	F400L223	14351	00077
B114	59730	00572	F400M207	14351	00423
CD297	83034	00220	F400S201	14351	00241
CP1-16X7-16	30760	00996	F400S202	14351	00244
CP3-32X1-2	30760	00995	F600M206	14351	00747
CROSS3-4	30760	00896	F600M2160	14351	00754
CT5-16X20	30760	00891	F975	15472	00824
C21P	73370	00054	GD157K204	14351	00362
C2199	30760	00664	GV1-2	30760	01021
C3P	73370	00045	G80AD	79160	00166
C400K215	14351	00013	H1X8-1-2	30760	00097
C400K215	14351	00338	J250AD207	00736	00155
07321299	00000	00606	J250AD207	00736	00179
DL5	13445	00558	J250AD207	00736	00800
D600L2270	14351	00035	KAX00-0378	18265	00138
D600M287	14351	00482	KIT09033-1	81336	00500
EL1-4ST	30760	00228	K404L209	14351	00061
EL1-4ST	30760	00233	K404L210	14351	00063
EL1-8ST	30760	00203	LW3-16	30760	00744
EL3-4FM	30760	00897	MC2	30760	00270
FGA10-0004	18265	00144	MIHB444746	01001	00902
FW214-45	14351	00540	MS13805-1	96906	00431
FW225-10	14351	00544	MS13823-1	96906	00393
FW259-45	14351	00543	MS29523-1	96906	00225
FW263-76	14351	00553	MS35000-3	96906	00610
FW267-10	14351	00545	MS35289-6	96906	00715
F124A201	14351	00012	MS35643-1	96906	00224
F124A201	14351	00029	MS35644-2	96906	00204
F124F240	14351	00120	MS35645-1	96906	00223
F1258	15472	00817	M1HB444746	01001	01019
F140L333	14351	00062	M1HB479261	01001	01014
F140L3330	14351	00060	M1113	09033	00502
F140M232	14351	00242	M1351	09033	00492
F140M232	14351	00480	M1352	09033	00493
F162A329	14351	00016	M2001	09033	00507
F162E506	14351	00109	M600M237	14351	00522
F162K201	14351	00383	N1P1-1-4	30760	01026
F162K245	14351	00377	N017	73682	00845
F162K2710	14351	00353	N08	09033	00499
F162K3974	14351	00369	N1P1-2X2	30760	00879
F162L337	14351	00033	N1P1-4	30760	00884
F162M280	14351	00424	N1P1-4HVY	30760	00563
F162M343	14351	00390	N1P1-4X4	30760	00885
F162M394	14351	00639	N1P3-4	30760	00900
F162S345	14351	00526	N1P3-4X10-5-8	30760	00898
F162U109	14351	00008	N10-32B	30760	00527
F162U120	14351	00003	N12-24	30760	00728
F209K200	14351	00379	N3-8-16BZ	30760	00276
F21P	73370	00051	PF218-260	14351	00272
F218K202	14351	00331	PP1-14NP	30760	01031
F3P0E8133	73370	00042	PP1-8NPT	30760	00781
F400A336	14351	00010	PP1-8NPT	30760	00789
F400A336	14351	00017	PP3-8NPT	30760	00359
F400A3960	14351	00027	P1-4	30760	00887
F400E303	14351	00011	P10-1382	18265	00153
F400E303	14351	00108	P10-1390	18265	00154

**SECTION V. INDEX-FEDERAL STOCK NUMBER AND REFERENCE NUMBER  
CROSS-REFERENCE TO INDEX NUMBER (Continued)**

<u>REFERENCE NO.</u>	<u>MFG CODE</u>	<u>INDEX NO.</u>	<u>REFERENCE NO.</u>	<u>MFG CODE</u>	<u>INDEX NO.</u>
P10-1396	18265	00143	X1086T139	30760	00877
P10-1398	18265	00142	X1086T139	30760	00916
P10-1405	18265	00145	X1086T139	30760	00923
P16731	18265	00146	X1086T139	30760	00929
P16732	18265	00147	X1086T139	30760	00933
P4195	18265	00148	X1086T139	30760	00938
P5-16	30760	00993	X1086T139	30760	00938
P5642A	30760	00337	X1086T139	30760	00947
P671-3460	14351	00748	X1086T141	30760	00969
RA125P510A	30760	01027	X1086T142	30760	00975
RB3-4X1-8	30760	00778	X1086T151	30760	00091
RB3-4X1-8	30760	00786	X1086T25	30760	00950
RC733	59730	00604	X1086T28	30760	00974
RH1-1-2X2-1-2	30760	00341	X1086T29	30760	00883
RH1-1-2X6	30760	00339	X1086T3	30760	00910
RVT190X5-8BRS	30760	00213	X1086T3	30760	00960
RW379-30	14351	00490	X1086T3	30760	00965
RW379-32	14351	00489	X1086T3	30760	00970
RW379-39	14351	00487	X1086T32	30760	00197
RW379-41	14351	00486	X1086T34	30760	00087
RW383-36	14351	00391	X1086T44	30760	00082
RW390-30	14351	00484	X1086T44	30760	00959
RW390-32	14351	00483	X1086T44	30760	00964
RW390-39	14351	00488	X1086T5	30760	00093
RW390-41	14351	00485	X1086T60	30760	00942
R125P750	30760	00799	X1086T60	30760	00956
SR9113	03479	00770	X1086T8	30760	00888
SS10-24X1-2	30760	01002	X1086T9	30760	00856
ST1-4X59	30760	00230	X1096T9	30760	00909
S12-24X7-8	30760	00740	X1086T90	30760	00875
S2-1-4	30760	00741	X1086T90	30760	00915
S5-16-18X7-8	30760	00769	X1086T90	30760	00922
TEE1-2	30760	00907	X1086T90	30760	00937
TEE1-4	30760	00571	X1086T90	30760	00946
TEE1-4	30760	00889	X1086T90	30760	00980
TSX816	96152	00118	X1086T91	30760	00873
T7191	76700	00273	X1086T91	30760	00914
UF75M	73273	01025	X1086T91	30760	00921
UL88-80	30760	00739	X1086T91	30760	00932
UL88R125GE	30760	00997	X1086T91	30760	00936
V44	72661	01024	X1086T91	30760	00979
W3-16	30760	00743	X1182T11	30760	00761
W37131	14351	00521	X1182T16	30760	00750
W4B108	14351	00004	X1182T21	30760	00264
W4B108	14351	00064	X1182T22	79160	00165
W61352	14351	00523	X1182T3	30760	00194
W62813	14351	00524	X1182T5	30760	00760
XED16	11583	00514	X1221T1	30760	00218
XMD18	11583	00516	X12218	14351	00240
X100A	14351	00112	X1222T1	30760	00209
X1016T78	30760	00306	X1302T6	30760	00673
X1086T102	30760	00231	X1318T14	30760	00998
X1086T102	30760	00237	X1396T4-125	30760	00901
X1086T108	30760	00890	X1409T1	30760	00858
X1086T116	30760	00085	X1409T3	30760	00344
X1086T119	30760	00535	X1409T3	30760	00349
X1086T119	30760	00772	X14141	14351	00115
X1086T119	30760	00793	X14324	14351	00102
X1086T130	30760	00954	X1440T18A	30760	01032
X1086T138	30760	00794	X1503T1	30760	00857
			X1514T216C	30760	00808

**SECTION V. INDEX-FEDERAL STOCK NUMBER AND REFERENCE NUMBER  
CROSS-REFERENCE TO INDEX NUMBER (Continued)**

<u>REFERENCE NO.</u>	<u>MFG CODE</u>	<u>INDEX NO.</u>	<u>REFERENCE NO.</u>	<u>MFG CODE</u>	<u>INDEX NO.</u>
X1514T2160	30760	01030	13XX5692-10-3-4	14351	00249
X1514T222C	30760	00806	13008-7	15472	00818
X1514T222C	30760	00807	14-48A	09033	00504
X1514T222C	30760	00881	15-48	09033	00505
X1519T40	30760	00187	15A85	96152	00119
X1519T41	30760	00854	15SL211	14351	00101
X1519T7	30760	00186	1502089	70040	00562
X1801E	14351	00126	1508144	70040	00573
X18278	14351	00110	1509407	70040	00556
X18470	14351	00246	1512779	70040	00575
X1882T9	30760	00195	1514T222C	30760	01017
X19004C	14351	00113	1514223	70040	00557
X202B	14351	00103	1535062	70040	00749
X202B	14351	00104	1539837	70040	00135
X334	14351	00009	1539837	70040	00135
X334	14351	00028	1539970	70040	00132
X365	14351	00005	1548475	70040	00756
X365	14351	00065	1582316	70040	00755
X6020	14351	00730	16-4	96152	00124
X6064	14351	00727	16-456	96152	00125
X6066	14351	00732	16-47	96152	00122
X8016-10	14351	00066	16-654	96152	00121
X8016-12	14351	00067	16A41	96152	00123
X8016-14	14351	00071	16EV201	14351	00006
X806-14	14351	00205	16EV201	14351	00130
Y400L266	14351	00080	16Z1-4	79227	00893
Y69M244	14351	00519	17104A	14351	00525
Y69M245	14351	00477	1838670	16764	00453
Y69M251	14351	00518	1867150	16764	00459
0-0143	03479	00767			
011-46	09033	00511	1867610	16764	00457
0111CM	09033	00494	1880825	16764	00452
012-46	09033	00512	1885090	16764	00407
013-410	09033	00498	1904303	16764	00461
0132CM	09033	00513	1904419	16764	00444
0185JM	09033	00510	1905034	16764	00413
0201JM	09033	00509	1905219	16764	00415
022-46	09033	00508	1906935	16764	00406
023-46	09033	00506	1906941	16764	00405
033-46	09033	00497	1913100	16764	00460
034-46	09033	00495	1913939	16764	00468
0370JM	09033	00501	1913958	16764	00472
06-46	09033	00503	1913959	16764	00471
10EL230	14351	00078	1913969	16764	00473
102153	73370	00058	1914213	16764	00418
10611	73370	00049	1914628	16764	00392
10757	73370	00048	1914629	16764	00389
1109947	16764	00440	1914750	16764	00411
1118152	16764	00445	1914751	16764	00420
11400	79160	00167	1914842	16764	00463
11582	73370	00055	1914844	16764	00462
12	73682	00163	1915086	16764	00417
12398	73370	00047	1915148	16764	00465
124545	16764	00395	1915149	16764	00467
13XX1803H	14351	00401	1915154	16764	00464
13XX3362	14351	00422	1915156	16764	00442
13XX3939	14351	00372	1916324	16764	00414
13XX3942	14351	00421	1916377	16764	00412
13XX5605	14351	00479	1917083	16764	00443
13XX5635	14351	00478	1917084	16764	00441



**SECTION V. INDEX-FEDERAL STOCK NUMBER AND REFERENCE NUMBER  
CROSS-REFERENCE TO INDEX NUMBER (Continued)**

<u>REFERENCE NO.</u>	<u>MFG CODE</u>	<u>INDEX NO.</u>	<u>REFERENCE NO.</u>	<u>MFG CODE</u>	<u>INDEX NO.</u>
1918043	24617	00400	2R17440P1	30760	00282
1918227	16764	00466	2R174410	30760	00763
1920702	16764	00408	2R17913	30760	00267
1920738	16764	00410	2R18590	30760	00336
1924878	16764	00394	2R18591	30760	00324
1925413	16764	00409	2R18975	30760	00281
1939192	16764	00404	2R21563	30760	00860
1939201	16764	00449	2R21918	30760	00906
1996032	16764	00552	2R22189	30760	01012
2B34538T4	30760	00593	2R22372	30760	00940
2F3072	30760	00731	2R26103	30760	00532
2G4648	30760	00803	2R26640	30760	01035
2G6461	30760	00801	2R26641	30760	01029
2G6461	30760	00848	2R26709	30760	00765
2G6461	30760	00849	2R26803	30760	00735
2G6468	30760	00863	2R26826	30760	00214
2H13552	30760	00288	2R26834	30760	00688
2H13658T	30760	00861	2R26835	30760	00669
2H13910	30760	00289	2R26839	30760	00657
2H13913	30760	00287	2R26849	30760	00687
2H14925	30760	00847	2R26860	30760	00263
2H15074	30760	01020	2R26887	30760	00319
2H16147	30760	00689	2R26916	30760	00927
2H16150	30760	00690	2R26917	30760	00931
2H16150P1	30760	00691	2R26996	30760	00325
2H17807	30760	00813	2R34487	30760	00667
2H20194	30760	01028	2R34529	30760	00851
2H21098	30760	00219	2R34536	30760	00158
2H22383	30660	00666	2R34538	30760	00591
2H22384	30760	00712	2R34538T1	30760	00596
2H22387	30760	00647	2R34538T2	30760	00595
2H22388	30760	00658	2R34538T3	30760	00594
2H22391	30760	00988	2R34538T6	30760	00592
2H22392	30760	00677	2R34539	30760	00579
2H22193	30760	00674	2R34539T1	30760	00584
2H22397	30760	00286	2R34539T10	30760	00590
2H22398	30760	00661	2R34539T11	30760	00583
2H22405	30760	00659	2R34539T15	30760	00581
2H22408	30760	00612	2R34539T2	30760	00587
2H22414	30760	00646	2R34539T3	30760	00588
2H22416	30760	00611	2R34539T4	30760	00585
2H22421	30760	00566	2R34539T5	30760	00580
2H22439	30760	00720	2R34539T6	30760	00582
2H22484	30760	00644	2R34539T8	30760	00586
2H22525	30760	00913	2R34539T9	30760	00589
2H22737	30760	00290	2R34556	30760	00321
2H22743	30760	00676	2R34557	30760	00320
2H22744	30760	00675	2W13762	30760	00283
2H22746	30760	00668	2W257776	30760	00090
2H22749	30760	00643	2W26356	30760	00279
2H22769	30760	00567	2W26696P1	30760	01005
2H22780	30760	00862	2W26798	80760	00296
2H22801	30860	00719	2W30033	30760	00313
2H22815	30760	00222	2W30033	30760	00702
2H22818	30760	00662	2W30033	30760	00703
2H22820	30760	00660	2W30144	30760	00291
2H22840	30760	00381	2W30343	30760	01018
2H22841	30760	00380	2W31865	30760	00738
2H24777	30760	00920	2W31890	30760	00764
2R118976	30760	00280	2W31890	30760	00804

**SECTION V. INDEX-FEDERAL STOCK NUMBER AND REFERENCE NUMBER  
CROSS-REFERENCE TO INDEX NUMBER (Continued)**

<u>REFERENCE NO.</u>	<u>MFG CODE</u>	<u>INDEX NO.</u>	<u>REFERENCE NO.</u>	<u>MFG CODE</u>	<u>INDEX NO.</u>
2W31890	30760	00864	2W57423	30760	00958
2W32898	30760	00333	2W57424	30760	00792
2W32898P5	30760	00335	2W57539	30760	00098
2W34729P1	30760	01004	2W57542	30760	00095
2W34780	30760	00271	2W57545	30760	00343
2W35029	30760	00990	2W57546	30760	00348
2W35068	30760	00999	2W57557	30760	00547
2W37052	30760	01003	2W57619	30760	00706
2W37089	30760	00953	2W57658	30760	00555
2W37097	30760	00949	2W57683	30760	00275
2W37100	30760	00771	2W57702	30760	00812
2W37131	30760	00989	2W57704	30760	00551
2W37132	30760	00994	2W57708	30760	00859
2W37145	30760	00945	2W57765	30760	00736
2W37149	30760	00613	2W57771	30760	00533
2W37149	30760	00665	2W57775	30760	00081
2W37149	30760	00163	2W57861	30760	00304
2W37388P1	30760	00164	2W57862	30760	00305
2W37758	30760	00943	2W57879	30760	00226
2W40737	30760	00811	2W57885	30760	00872
2W40753	30760	00737	2W57886	30760	00973
2W40886P1	30760	00841	2W57887	30160	00935
2W41044	30760	00968	2W57888	30760	00963
2W41090	30760	00274	2W57889	30760	00784
2W43741	30760	00805	20824-50	83034	00221
2W43741	30760	01013	211280	79470	00346
2W43854	30760	00100	211280	30760	00351
2W43939	30760	00550	211280	79470	01062
2W44012	30760	00655	261AP14X	92578	00531
2W44137	30760	00686	274936	16764	00397
2W48120	30760	00168	274938	16764	00396
2W48864	30760	00633	3110C32	51240	00762
2W48865	30760	00631	31251-37	15472	00825
2W48871	30760	00625	31255-38	15472	00834
2W48911	30760	00734	31259-49	15472	00827
2W56923	30760	00983	31456-34	15472	00831
2W56947	30760	01034	31528-32	15472	00819
2W57160	30760	00626	31748-32	15472	00821
2W57185	30760	00618	32056-31	15472	00832
2W57186	30760	00614	32058-31	15472	00820
2W57187	30760	00622	32059-31	15472	00826
2W57191	30760	00850	32061-32	15472	00816
2W57198	30760	00733	32151-1	15472	00830
2W57204	30760	00217	32151-31	15472	00833
2W57231	30760	00656	32157-31	15472	00823
2W57237	30760	00705	32159-32	15472	00810
2W57274	30760	00663	32360-36	15472	00802
2W57278	30760	00865	32360-36	15472	00814
2W57279	30760	00882	32223-43	15472	00815
2W57280	30760	00776	32499-34	15472	00822
2W57282	30760	00196	35058	16764	00454
2W57283	30760	00908	454007	16764	00447
2W57353	30760	01009	454154	16764	00446
2W57354	30760	01010	505V	57733	00554
2W57358	30760	00894	507X	57733	00574
2W57359	30760	00766	5241	73370	00053
2W57385	30760	00640	5310	73370	00052
2W57421	30760	00978	54	09033	00491
2W57422	30760	00232	5590037	70040	00134

**SECTION V. INDEX-FEDERAL STOCK NUMBER AND REFERENCE NUMBER  
CROSS-REFERENCE TO INDEX NUMBER (Continued)**

<u>REFERENCE NO.</u>	<u>MFG CODE</u>	<u>INDEX NO.</u>	<u>REFERENCE NO.</u>	<u>MFG CODE</u>	<u>INDEX NO.</u>
5590156	70040	00133	8113	73370	00044
5650470	70040	00256	8131	79160	00176
56640A	76820	00245	8132	79160	00177
6329	79160	00157	8134	73370	00043
6431	79160	00159	8136	79160	00178
676	79160	00173	8173	79160	00171
6839	79160	00156	820148	16764	00456
7	73682	00096	820706	16764	00416
7320K2	15605	00570	821453	16764	00470
7564K6	15605	00569	822190	16764	00469
7969299	00000	00707	826462	16764	00450
8-32X38	09033	00496	828448	16764	00458
8FC205	14351	00023	850627	70040	00284
8097	79160	00168	854071	70040	00259
809961	16764	00419	854215	70040	00257
810217	16764	00451	854237	70040	00258
8106	79160	00169	854347	70040	00260
810620	16764	00455	854390	70040	00261

By Order of the Secretary of the Army:

Official:

W. C. WESTMORELAND,  
*General, United States Army,*  
*Chief of Staff.*

KENNETH G. WICKHAM,  
*Major General, United States Army,*  
*The Adjutant General.*

Distribution:

To be distributed in accordance with DA Form 12-25, Sec I (qty rqr Block #34), Organizational maintenance requirements for Air Compressors, 125 CFM.

☆U.S. GOVERNMENT PRINTING OFFICE: 1993 - 342-421 (80375)

**TM 5-4310-221-20P**

**PIN: 026798-000**